




ENGLISH LANGUAGE ARTS



Key Ideas & Details

CCR Anchor Standard 1. "Read closely to determine what the text says explicitly and to make logical inferences from it; cite specific textual evidence when writing or speaking to support conclusions drawn from the text."

	Grade K	Grade 1	Grade 2	Grade 3	Grade 4	Grade 5
ELA K-5	<p>RL.1. With prompting and support, ask and answer questions about key details in a text. [RL.K.1]</p> <p>a. Make predictions to determine main idea and anticipate an ending. </p>	<p>RL.1. Ask and answer questions about key details in a text. [RL.1.1]</p> <p>a. Make predictions from text clues. </p>	<p>RL.1. Ask and answer such questions as <i>who</i>, <i>what</i>, <i>where</i>, <i>when</i>, <i>why</i>, and <i>how</i> to demonstrate understanding of key details in a text. [RL.2.1]</p> <p>a. Infer the main idea and supporting details in narrative texts. </p>	<p>RL.1. Ask and answer questions to demonstrate understanding of a text, referring explicitly to the text as the basis for the answers. [RL.3.1]</p>	<p>RL.1. Refer to details and examples in a text when explaining what the text says explicitly and when drawing inferences from the text. [RL.4.1]</p>	<p>RL.1. Quote accurately from a text when explaining what the text says explicitly and when drawing inferences from the text. [RL.5.1]</p>

	Grade 6	Grade 7	Grade 8	Grade 9	Grade 10	Grade 11	Grade 12
ELA 6-12	<p>RL.1. Cite textual evidence to support analysis of what the text says explicitly as well as inferences drawn from the text. [RL.6.1]</p>	<p>RL.1. Cite several pieces of textual evidence to support analysis of what the text says explicitly as well as inferences drawn from the text. [RL.7.1]</p>	<p>RL.1. Cite the textual evidence that most strongly supports an analysis of what the text says explicitly as well as inferences drawn from the text. [RL.8.1]</p>	<p>RL.1. Cite strong and thorough textual evidence to support analysis of what the text says explicitly as well as inferences drawn from the text. [RL.9-10.1]</p>	<p>RL.1. Cite strong and thorough textual evidence to support analysis of what the text says explicitly as well as inferences drawn from the text. [RL.9-10.1]</p>	<p>RL.1. Cite strong and thorough textual evidence to support analysis of what the text says explicitly as well as inferences drawn from the text, including determining where the text leaves matters uncertain. [RL.11-12]</p>	<p>RL.1. Cite strong and thorough textual evidence to support analysis of what the text says explicitly as well as inferences drawn from the text, including determining where the text leaves matters uncertain. [RL.11-12]</p>

	Grades 6 - 8	Grades 9 - 10	Grades 11 - 12
History/Social Studies	<p>RH.6-8. 1. Cite specific textual evidence to support analysis of primary and secondary sources.</p>	<p>RH.9-10. 1. Cite specific textual evidence to support analysis of primary and secondary sources, attending to such features as the date and origin of the information.</p>	<p>RH.11-12. 1. Cite specific textual evidence to support analysis of primary and secondary sources, connecting insights gained from specific details to an understanding of the text as a whole.</p>

	Grades 6 - 8	Grades 9 - 10	Grades 11 - 12
Science/Technical Subjects	<p>RST.6-8. 1. Cite specific textual evidence to support analysis of science and technical texts.</p>	<p>RST.9-10.1 Cite specific textual evidence to support analysis of science and technical texts, attending to precise details of explanations or descriptions.</p>	<p>RST.11-12.1. Cite specific textual evidence to support analysis of science and technical texts, attending to important distinctions the author makes and to any gaps or inconsistencies in the account.</p>

Key Ideas & Details**CCR Anchor Standard 2. "Determine central ideas or themes of a text and analyze their development; summarize the key supporting details and ideas."**

	Grade K	Grade 1	Grade 2	Grade 3	Grade 4	Grade 5
ELA K-5	RL.2. With prompting and support, retell familiar stories, including key details. [RL.K.2]	RL.2. Retell stories, including key details, and demonstrate understanding of their central message or lesson. [RL.1.2]	RL.2. Recount stories, including fables and folktales from diverse cultures, and determine their central message, lesson, or moral. [RL.2.2]	RL.2. Recount stories, including fables, folktales, and myths from diverse cultures; determine the central message, lesson, or moral and explain how it is conveyed through key details in the text. [RL.3.2]	RL.2. Determine a theme of a story, drama, or poem from details in the text; summarize the text. [RL.4.2]	RL.2. Determine a theme of a story, drama, or poem from details in the text, including how character in a story or drama respond to challenges or how the speaker in a poem reflects upon a topic; summarize the text. [RL.5.2]

	Grade 6	Grade 7	Grade 8	Grade 9	Grade 10	Grade 11	Grade 12
ELA 6-12	RL.2. Determine a theme or central idea of a text and how it is conveyed through particular details; provide a summary of the text distinct from personal opinions or judgments. [RL.6.2]	RL.2. Determine a theme or central ideas in a text and analyze its development over the course of the text; provide an objective summary of the text. [RL.7.2]	RL.2. Determine a theme or central idea of a text and analyze its development over the course of the text, including its relationship to the characters, setting, and plot; provide an objective summary of the text. [RL.8.2]	RL.2. Determine a theme or central idea of a text and analyze in detail its development over the course of the text, including how it emerges and is shaped and refined by specific details; provide an objective summary of the text. [RL.9-10.2]	RL.2. Determine a theme or central idea of a text and analyze in detail its development over the course of the text, including how it emerges and is shaped and refined by specific details; provide an objective summary of the text. [RL.9-10.2]	RL.2. Determine two or more themes or central ideas of a text and analyze their development over the course of the text, including how they interact and build on one another to produce a complex account; provide an objective summary of the text. [RL.11-12.2]	RL.2. Determine two or more themes or central ideas of a text and analyze their development over the course of the text, including how they interact and build on one another to produce a complex account; provide an objective summary of the text. [RL.11-12.2]

	Grades 6 - 8	Grades 9 - 10	Grades 11 - 12
History/Social Studies	RH.6-8.2. Determine the central ideas or information of a primary or secondary source; provide an accurate summary of the source distinct from prior knowledge or opinions.	RH.9-10.2. Determine the central ideas or information of a primary or secondary source; provide an accurate summary of how key events or ideas develop over the course of the text.	RH.11-12.2. Determine the central ideas or information of a primary or secondary source; provide an accurate summary that makes clear the relationships among the key details and ideas.

	Grades 6 - 8	Grades 9 - 10	Grades 11 - 12
Science/Technical Subjects	RST.6-8.2. Determine the central ideas or conclusions of a text; provide an accurate summary of the text distinct from prior knowledge or opinions.	RST.9-10.2 Determine the central ideas or conclusions of a text; trace the text's explanation or depiction of a complex process, phenomenon, or concept; provide an accurate summary of the text.	RST.11-12.2. Determine the central ideas or conclusions of a text; summarize complex concepts, processes, or information presented in a text by paraphrasing them in simpler but still accurate terms.

Key Ideas & Details

CCR Anchor Standard 3. *"Analyze how and why individuals, events, and ideas develop and interact over the course of a text."*

	Grade K	Grade 1	Grade 2	Grade 3	Grade 4	Grade 5
ELA K-5	RL.3. With prompting and support, identify characters, settings, and major events in a story. [RL.K.3]	RL.3. Describe characters, settings, and major events in a story, using key details. [RL.1.3]	RL.3. Describe how characters in a story respond to major events and challenges. [RL.2.3]	RL.3. Describe characters in a story (e.g., their traits, motivations, or feelings) and explain how their actions contribute to the sequence of events. [RL.3.3]	RL.3. Describe in depth a character, setting, or event in a story or drama, drawing on specific details in the text (e.g., a character's thoughts, words, or actions). [RL.4.3]	RL.3. Compare and contrast two or more characters, settings, or events in a story or drama, drawing on specific details in the text (e.g., how characters interact). [RL.5.3]

	Grade 6	Grade 7	Grade 8	Grade 9	Grade 10	Grade 11	Grade 12
ELA 6-12	RL.3. Describe how a particular story's or drama's plot unfolds in a series of episodes as well as how the characters respond or change as the plot moves toward a resolution. [RL.6.3]	RL.3. Analyze how particular elements of a story or drama interact (e.g., how setting shapes the characters or plot). [RL.7.3]	RL.3. Analyze how particular lines of dialogue or incidents in a story or drama propel the action, reveal aspects of a character, or provoke a decision. [RL.8.3]	RL.3. Analyze how complex characters (e.g., those with multiple or conflicting motivations) develop over the course of a text, interact with other characters, and advance the plot or develop the theme. [RL.9-10.3]	RL.3. Analyze how complex characters (e.g., those with multiple or conflicting motivations) develop over the course of a text, interact with other characters, and advance the plot or develop the theme. [RL.9-10.3]	RL.3. Analyze the impact of the author's choices regarding how to develop and relate elements of a story or drama (e.g., where a story is set, how the action is ordered, how the characters are introduced and developed). [RL.11-12.3]	RL.3. Analyze the impact of the author's choices regarding how to develop and relate elements of a story or drama (e.g., where a story is set, how the action is ordered, how the characters are introduced and developed). [RL.11-12.3]

	Grades 6 - 8	Grades 9 - 10	Grades 11 - 12
History/Social Studies	RH.6-8.3. Identify key steps in a text's description of a process related to history/social studies (e.g., how a bill becomes law, how interest rates are raised or lowered).	RH.9-10.3. Analyze in detail a series of events described in a text; determine whether earlier events caused later ones or simply preceded them.	RH.11-12.3. Evaluate various explanations for actions or events and determine which explanation best accords with textual evidence, acknowledging where the text leaves matters uncertain.

	Grades 6 - 8	Grades 9 - 10	Grades 11 - 12
Science/Technical Subjects	RST.6-8.3. Follow precisely a multistep procedure when carrying out experiments, taking measurements, or performing technical tasks.	RST.9-10.3. Follow precisely a complex multistep procedure when carrying out experiments, taking measurements, or performing technical tasks, attending to special cases or exceptions defined in the text.	RST.11-12.3. Follow precisely a complex multistep procedure when carrying out experiments, taking measurements, or performing technical tasks; analyze the specific results based on explanations in the text.

Craft and Structure

CCR Anchor Standard 4. "Interpret words and phrases as they are used in a text, including determining technical, connotative, and figurative meanings, and analyze how specific word choices shape meaning or tone."

	Grade K	Grade 1	Grade 2	Grade 3	Grade 4	Grade 5
ELA K-5	RL.4. Ask and answer questions about unknown words in a text. [RL.K.4]	RL.4. Identify words and phrases in stories or poems that suggest feelings or appeal to the senses. [RL.1.4]	RL.4 Describe how words and phrases (e.g., regular beats, alliteration, rhymes, repeated lines) supply rhythm and meaning in a story, poem, or song. [RL.2.4]	RL.4. Determine the meaning of words and phrases as they are used in a text, distinguishing literal from nonliteral language. [RL.3.4]	RL.4. Determine the meaning of words and phrases as they are used in a text, including those that allude to significant characters found in mythology (e.g., Hercules). [RL.4.4]	RL.4. Determine the meaning of words and phrases as they are used in a text, including figurative language such as metaphors and similes. [RL.5.4]

	Grade 6	Grade 7	Grade 8	Grade 9	Grade 10	Grade 11	Grade 11-12
ELA 6-12	RL.4. Determine the meaning of words and phrases as they are used in a text, including figurative and connotative meanings; analyze the impact of a specific word choice on meaning and tone. [RL.6.4]	RL.4. Determine the meaning of words and phrases as they are used in a text, including figurative and connotative meanings; analyze the impact of rhymes and other repetitions of sounds (e.g., alliteration) on a specific verse or stanza of a poem or section of a story or drama. [RL.7.4]	RL.4. Determine the meaning of words and phrases as they are used in a text, including figurative and connotative meanings; analyze the impact of specific word choices on meaning and tone, including analogies or allusions to other texts. [RL.8.4]	RL.4. Determine the meaning of words and phrases as they are used in a text, including figurative and connotative meanings; analyze the cumulative impact of specific word choices on meaning and tone (e.g., how the language evokes a sense of time and place; how it sets a formal or informal tone). [RL.9-10.4]	RL.4. Determine the meaning of words and phrases as they are used in a text, including figurative and connotative meanings; analyze the cumulative impact of specific word choices on meaning and tone (e.g., how the language evokes a sense of time and place; how it sets a formal or informal tone). [RL.9-10.4]	RL.4. Determine the meaning of words and phrases as they are used in a text, including figurative and connotative meanings; analyze the impact of specific word choices on meaning and tone, including words with multiple meanings or language that is particularly fresh, engaging, or beautiful. (Include Shakespeare as well as other authors.) [RL.11-12.4]	RL.4. Determine the meaning of words and phrases as they are used in a text, including figurative and connotative meanings; analyze the impact of specific word choices on meaning and tone, including words with multiple meanings or language that is particularly fresh, engaging, or beautiful. (Include Shakespeare as well as other authors.) [RL.11-12.4]

	Grades 6 - 8	Grades 9 - 10	Grades 11 - 12
History/Social Studies	RH.6-8.4. Determine the meaning of words and phrases as they are used in a text, including vocabulary specific to domains related to history/social studies.	RH.9-10.4. Determine the meaning of words and phrases as they are used in a text, including vocabulary describing political, social, or economic aspects of history/social studies.	RH.11-12.4. Determine the meaning of words and phrases as they are used in a text, including analyzing how an author uses and refines the meaning of a key term over the course of a text (e.g., how Madison defines faction in Federalist No. 10).

	Grades 6 - 8	Grades 9 - 10	Grades 11 - 12
Science/Technical Subjects	RST.6-8.4. Determine the meaning of symbols, key terms, and other domain-specific words and phrases as they are used in a specific scientific or technical context relevant to grades 6-8 texts and topics.	RST.9-10.4. Determine the meaning of symbols, key terms, and other domain-specific words and phrases as they are used in a specific scientific or technical context relevant to grades 9-10 texts and topics.	RST.11-12.4. Determine the meaning of symbols, key terms, and other domain-specific words and phrases as they are used in a specific scientific or technical context relevant to grades 11-12 texts and topics.

Craft and Structure

CCR Anchor Standard 5. *"Analyze the structure of texts, including how specific sentences, paragraphs, and larger portions of the text (e.g., a section, chapter, scene, or stanza) relate to each other and the whole."*

	Grade K	Grade 1	Grade 2	Grade 3	Grade 4	Grade 5
ELA K-5	RL.5. Recognize common types of texts (e.g., storybooks, poems). [RL.K.5]	RL.5. Explain major differences between books that tell stories and books that give information, drawing on a wide reading of a range of text types. [RL.1.5]	RL.5. Describe the overall structure of a story, including describing how the beginning introduces the story and the ending concludes the action. [RL.2.5]	RL.5. Refer to parts of stories, dramas, and poems when writing or speaking about a text, using terms such as chapter, scene, and stanza; describe how each successive part builds on earlier sections. [RL.3.5]	RL.5. Explain major differences between poems, drama, and prose, and refer to the structural elements of poems (e.g., verse, rhythm, meter) and drama (e.g., casts of characters, settings, descriptions, dialogue, stage directions) when writing or speaking about a text. [RL.4.5]	RL.5. Explain how a series of chapters, scenes, or stanzas fits together to provide the overall structure of a particular story, drama, or poem. [RL.5.5]

	Grade 6	Grade 7	Grade 8	Grade 9	Grade 10	Grade 11	Grade 12
ELA 6-12	RL.5. Analyze how a particular sentence, chapter, scene, or stanza fits into the overall structure of a text and contributes to the development of the theme, setting, or plot. [RL.6.5]	RL.5. Analyze how a drama's or poem's form or structure (e.g., soliloquy, sonnet) contributes to its meaning. [RL.7.5]	RL.5. Compare and contrast the structure of two or more texts and analyze how the differing structure of each text contributes to its meaning and style. [RL.8.5]	RL.5. Analyze how an author's choices concerning how to structure a text, order events within it (e.g., parallel plots), and manipulate time (e.g., pacing, flashbacks) create such effects as mystery, tension, or surprise. [RL.9-10.5]	RL.5. Analyze how an author's choices concerning how to structure a text, order events within it (e.g., parallel plots), and manipulate time (e.g., pacing, flashbacks) create such effects as mystery, tension, or surprise. [RL.9-10.5]	RL.5. Analyze how an author's choices concerning how to structure specific parts of a text (e.g., the choice of where to begin or end a story, the choice to provide a comedic or tragic resolution) contribute to its overall structure and meaning as well as its aesthetic impact. [RL.11-12.5]	RL.5. Analyze how an author's choices concerning how to structure specific parts of a text (e.g., the choice of where to begin or end a story, the choice to provide a comedic or tragic resolution) contribute to its overall structure and meaning as well as its aesthetic impact. [RL.11-12.5]

	Grades 6 - 8	Grades 9 - 10	Grades 11 - 12
History/Social Studies	RH.6-8.5. Describe how a text presents information (e.g., sequentially, comparatively, causally).	RH.9-10.5. Analyze how a text uses structure to emphasize key points or advance an explanation or analysis.	RH.11-12.5. Analyze in detail how a complex primary source is structured, including how key sentences, paragraphs, and larger portions of the text contribute to the whole.

	Grades 6 - 8	Grades 9 - 10	Grades 11 - 12
Science/Technical Subjects	RST.6-8.5. Analyze the structure an author uses to organize a text, including how the major sections contribute to the whole and to an understanding of the topic.	RST.9-10.5. Analyze the structure of the relationships among concepts in a text, including relationships among key terms (e.g., force, friction, reaction force, energy).	RST.11-12.5. Analyze how the text structures information or ideas into categories or hierarchies, demonstrating understanding of the information or ideas.

Grade K	Grade 1	Grade 2	Grade 3	Grade 4	Grade 5
<p>RL.6. With prompting and support, name the author and illustrator of a story and define the role of each in telling the story. [RL.K.6]</p>	<p>RL.6. Identify who is telling the story at various points in a text. [RL.1.6]</p>	<p>RL.6. Acknowledge differences in the points of view or characters, including by speaking in a different voice for each character when reading dialogue aloud. [RL.2.6]</p>	<p>RL.6. Distinguish their own point of view from that of the narrator or those of the characters. [RL.3.6]</p>	<p>RL.6. Compare and contrast the points of view from which different stories are narrated, including the difference between first- and third-person narrations. [RL.4.6]</p>	<p>RL.6. Describe how a narrator's or speaker's point of view influences how events are described. [RL.5.6]</p>

ELA 6-12						
Grade 6	Grade 7	Grade 8	Grade 9	Grade 10	Grade 11	Grade 12
RL.6. Explain how an author develops the point of view of the narrator or speaker in a text. [RL.6.6]	RL.6. Analyze how an author develops and contrasts the points of view of different characters or narrators in a text. [RL.7.6]	RL.6. Analyze how differences in the points of view of the characters and the audience of reader (e.g., create through the use of dramatic irony) create such effects as suspense or humor. [RL.8.6]	RL.6. Analyze a particular point of view or cultural experience reflected in a work of literature from outside the United States, drawing on a wide reading of world literature. [RL.9-10.6]	RL.6. Analyze a particular point of view or cultural experience reflected in a work of early American literature to 1900, drawing on a wide reading of American literature. [RL.9-10.6]	RL.6. Analyze a case in which grasping point of view requires distinguishing what is directly stated in a text from what is really meant (e.g., satire, sarcasm, irony, or understatement). [RL.11-12.6]	RL.6. Analyze a case in which grasping point of view requires distinguishing what is directly stated in a text from what is really meant (e.g., satire, sarcasm, irony, or understatement). [RL.11-12.6]

Grades 6 - 8	Grades 9 - 10	Grades 11 - 12
RH.6-8.6. Identify aspects of a text that reveal an author's point of view or purpose (e.g., loaded language, inclusion or avoidance of particular facts).	RH.9-10.6. Compare the point of view of two or more authors for how they treat the same or similar topics, including which details they include and emphasize in their respective accounts.	RH.11-12.6. Evaluate authors' differing points of view on the same historical event or issue by assessing the authors' claims, reasoning, and evidence.

Science/ Technical Subjects	
Grades 6 - 8	RST.6-8.6. Analyze the author's purpose in providing an explanation, describing a procedure, or discussing an experiment in a text.
Grades 9 - 10	RST.9-10.6. Analyze the author's purpose in providing an explanation, describing a procedure, or discussing an experiment in a text, defining the question the author seeks to address.
Grades 11 - 12	RST.11-12.6. Analyze the author's purpose in providing an explanation, describing a procedure, or discussing an experiment in a text, identifying important issues that remain unresolved.

Alabama READING LITERATURE Anchor & Grade Level Standards for ELA, History/Social Studies, Science, & Technical Subjects

Integration of Knowledge and Ideas

CCR Anchor Standard 7. "Integrate and evaluate content presented in diverse formats and media, including visually and quantitatively, as well as in words. *"

Grade K	Grade 1	Grade 2	Grade 3	Grade 4	Grade 5
ELA K-5 RL.7. With prompting and support, describe the relationship between illustrations and the story in which they appear (e.g., what moment in a story an illustration depicts). [RL.K.7]	RL.7. Use illustrations and details in a story to describe its characters, setting, or events [RL.1.7]	RL.7. Use information gained from the illustrations and words in a print or digital text to demonstrate understanding of its characters, setting, or plot. [RL.2.7]	RL.7. Explain how specific aspects of a text's illustrations contribute to what is conveyed by the words in a story (e.g., create mood, emphasize aspects of a character or setting). [RL.3.7]	RL.7. Make connections between the text of a story or drama and a visual or oral presentation of the text, identifying where each version reflects specific descriptions and directions in the text. [RL.4.7]	RL.7. Analyze how visual and multimedia elements contribute to the meaning, tone, or beauty of a text (e.g., graphic novel, multimedia presentation or fiction, folktale, myth, poem). [RL.5.7]

Grade 6	Grade 7	Grade 8	Grade 9	Grade 10	Grade 11	Grade 12
ELA 6-12 RL.7. Compare and contrast the experience of reading a story, drama, or poem to listening to or viewing an audio, video, or live version of the text, including contrasting what they "see" and "hear" when reading the text to what they perceive when they listen or watch. [RL.6.7] 8. Differentiate among odes, ballads, epic poetry, and science fiction.	RL.7. Compare and contrast a written story, drama, or poem to its audio, filmed, staged or multimedia version, analyzing the effects of techniques unique to each medium (e.g., lighting, sound, color, or camera focus and angles in a film). [RL.7.7]	RL.7. Analyze the extent to which a filmed or live production of a story or drama stays faithful to or departs from the text or script, evaluating the choices made by the director or actors. [RL.8.7]	RL.7. Analyze the representation of a subject or a key scene in two different artistic mediums, including what is emphasized or absent in each treatment (e.g., Auden's "Musée des Beaux Arts" and Breughel's <i>Landscape with the Fall of Icarus</i>). [RL.9-10.7]	RL.7. Analyze the representation of a subject or a key scene in two different artistic mediums, including what is emphasized or absent in each treatment (e.g., Auden's "Musée des Beaux Arts" and Breughel's <i>Landscape with the Fall of Icarus</i>). [RL.9-10.7]	RL.7. Analyze multiple interpretations of a story, drama, or poem (e.g., recorded or live production of a play or recorded novel or poetry), evaluating how each version interprets the source text. (Include at least one play by Shakespeare and one play by an American dramatist.) [RL.11-12.7]	RL.7. Analyze multiple interpretations of a story, drama, or poem (e.g., recorded or live production of a play or recorded novel or poetry), evaluating how each version interprets the source text. (Include at least one play by Shakespeare.) [RL.11-12.7]

History/Social Studies	Grades 6 - 8	Grades 9 - 10	Grades 11 - 12
	RH.6-8.7. Integrate visual information (e.g., in charts, graphs, photographs, videos, or maps) with other information in print and digital texts.	RH.9-10.7. Integrate quantitative or technical analysis (e.g., charts, research data) with qualitative analysis in print or digital text.	RH.11-12.7. Integrate and evaluate multiple sources of information presented in diverse formats and media (e.g., visually, quantitatively, as well as in words) in order to address a question or solve a problem.


Science/Technical Subjects	Grades 6 - 8	Grades 9 - 10	Grades 11 - 12
	RST.6-8.7. Integrate quantitative or technical information expressed in words in a text with a version of that information expressed visually (e.g., in a flowchart, diagram, model, graph, or table).	RST.9-10.7. Translate quantitative or technical information expressed in words in a text into visual form (e.g., a table or chart) and translate information expressed visually or mathematically (e.g., in an equation) into words.	RST.11-12.7. Integrate and evaluate multiple sources of information presented in diverse formats and media (e.g., quantitative data, video, multimedia) in order to address a question or solve a problem.

*Please see "Research to Build Knowledge" in Writing and "Comprehension and Collaboration" in Speaking and Listening for additional standards relevant to gathering, assessing, and applying information from print and digital sources."

Alabama **READING LITERATURE** Anchor & Grade Level Standards for ELA, History/Social Studies, Science, & Technical Subjects

Integration of Knowledge and Ideas

CCR Anchor Standard 8. *"Delineate and evaluate the argument and specific claims in a text, including the validity of the reasoning as well as the relevance and sufficiency of the evidence."*

ELA K-5	Grade K	Grade 1	Grade 2	Grade 3	Grade 4	Grade 5
	(Not applicable to literature) [RL.K.8].	(Not applicable to literature) [RL.1.8]	(Not applicable to literature) [RL.2.8.]	(Not applicable to literature) [RL.3.8]	(Not applicable to literature) [RL.4.8]	(Not applicable to literature) [RL.5.8]
ELA 6-12	Grade 6	Grade 7	Grade 8	Grade 9-10	Grade 11-12	
	RL.8. Differentiate among odes, ballads, epic poetry, and science fiction. 	(Not applicable to literature) [RL.7.8]	(Not applicable to literature) [RL.8.8]	(Not applicable to literature) [RL.9-10.8]	(Not applicable to literature) [RL.11-12.8]	
History/ Social Studies	Grades 6 - 8			Grades 9 - 10		Grades 11 - 12
	RH.6-8.8. Distinguish among fact, opinion, and reasoned judgment in a text.			RH.9-10.8. Assess the extent to which the reasoning and evidence in a text support the author's claims.		RH.11-12.8. Evaluate an author's premises, claims, and evidence by corroborating or challenging them with other information.
Science/ Technical Subjects	Grades 6 - 8			Grades 9 - 10		Grades 11 - 12
	RST.6-8.8. Distinguish among facts, reasoned judgment based on research findings, and speculation in a text.			RST.9-10.8. Assess the extent to which the reasoning and evidence in a text support the author's claim or a recommendation for solving a scientific or technical problem.		RST.11-12.8. Evaluate the hypotheses, data, analysis, and conclusions in a science or technical text, verifying the data when possible and corroborating or challenging conclusions with other sources of information.

CCR Anchor Standard 9. "Analyze how two or more texts address similar themes or topics in order to build knowledge or to compare the approaches the authors take."

ELA K-5						
Grade K	Grade 1	Grade 2	Grade 3	Grade 4	Grade 5	
RL.8. With prompting and support, compare and contrast the adventures and experiences of characters in familiar stories. [RL.K.9]	RL.8. Compare and contrast the adventures and experiences of characters in stories. [RL.1.9]	RL.8. Compare and contrast two or more versions of the same story (e.g., Cinderella stories) by different authors or from different cultures. [RL.2.9]	RL.8. Compare and contrast the themes, settings, and plots of stories written by the same author about the same or similar characters (e.g., in books from a series). [RL.3.9]	RL.8. Compare and contrast the treatment of similar themes and topics (e.g., opposition of good and evil) and patterns of events (e.g., the quest) in stories, myths, and traditional literature from different cultures. [RL.4.9]	RL.8. Compare and contrast stories in the same genre (e.g., mysteries and adventure stories) on their approaches to similar themes and topics. [RL.5.9]	

ELA 6-12							
Grade 6	Grade 7	Grade 8	Grade 9	Grade 10	Grade 11	Grade 12	
RL.9. Compare and contrast texts in different forms or genres (e.g., stories and poems; historical novels and fantasy stories) in terms of their approaches to similar themes and topics. [RL.6.9]	RL.8. Compare and contrast a fictional portrayal of a time, place, or character and a historical account of the same period as a means of understanding how authors of fiction use or alter history. [RL.7.9]	RL.8. Analyze how a modern work of fiction draws on themes, patterns of events, or character types from myths, traditional stories, or religious works such as the Bible, including describing how the material is rendered new. [RL.8.9]	RL.8. Analyze how an author draws on and transforms source material in a specific work (e.g., how Shakespeare treats a theme or topic from Ovid or the Bible or how a later author draws on a play by Shakespeare). [RL.9-10.9]	RL.8. Analyze how an author draws on and transforms source material in a specific work (e.g., how Shakespeare treats a theme or topic from Ovid or the Bible or how early American authors draw upon the Bible for religious themes and issues). [RL.9-10.9]	RL.8. Demonstrate knowledge of twentieth- and twenty-first-century foundational works of American literature, including how two or more texts from the same period treat similar themes or topics. [RL.11-12.9]	RL.8. Demonstrate knowledge of foundational works of European literature with a concentration in British literature, including how two or more texts from the same period treat similar themes or topics. [RL.11-12.9]	

History/ Social Studies	Grades 6 - 8	Grades 9 - 10	Grades 11 - 12
	RH.6-8.9. Analyze the relationship between a primary and secondary source on the same topic.	RH.9-10.9. Compare and contrast treatments of the same topic in several primary and secondary sources.	RH.11-12.9. Integrate information from diverse sources, both primary and secondary, into a coherent understanding of an idea or event, noting discrepancies among sources.

Technical Subjects/Science/	Grades 6 - 8	Grades 9 - 10	Grades 11 - 12
	RST.6-8.9. Compare and contrast the information gained from experiments, simulations, video, or multimedia sources with that gained from reading a text on the same topic.	RST.9-10.9. Compare and contrast findings presented in a text to those from other sources (including their own experiments), noting when the findings support or contradict previous explanations or accounts.	RST.11-12.9. Synthesize information from a range of sources (e.g., texts, experiments, simulations) into a coherent understanding of a process, phenomenon, or concept, resolving conflicting information when possible.

	Grade K	Grade 1	Grade 2	Grade 3	Grade 4	Grade 5
ELA K-5	<p>RL.9. Actively engage in group reading activities with purpose and understanding. [RL.K.10]</p>	<p>RL.9. With prompting and support, read prose and poetry of appropriate complexity for grade 1.[RL.1.10]</p>	<p>RL.9. By the end of year, read and comprehend literature, including history/social studies, science, and technical texts, in the grades 2–3 text complexity band proficiently, with scaffolding as needed at the high end of the range. [RL.2.10]</p>	<p>RL.9. By the end of the year, read and comprehend literature, including stories, dramas, and poetry, at the high end of the grades 2-3 text complexity band independently and proficiently. [RL.3.10]</p>	<p>RL.9. By the end of year, read and comprehend literature, including stories, dramas, and poetry, in the grades 4-5 text complexity band proficiently, with scaffolding as needed at the high end of the range. [RL.4.10]</p>	<p>RL.9. By the end of the year, read and comprehend literature, including stories, dramas, and poetry, at the high end of the grade 4-5 text complexity band independently and proficiently. [RL.5.10]</p>

ELA 6-12					
Grade 6	Grade 7	Grade 8	Grade 9	Grade 10	Grade 11
RL.10. By the end of the year, read and comprehend literature, including stories, dramas, and poems, in the grades 6-8 text complexity band proficiently, with scaffolding as needed at the high end of the range. [RL.6.10]	RL.9. By the end of the year, read and comprehend literature, including stories, dramas, and poems, in the grades 6-8 text complexity band proficiently, with scaffolding as needed at the high end of the range. [RL.7.10]	RL.9. By the end of the year, read and comprehend literature, including stories, dramas, and poems, in the grades 6-8 text complexity band proficiently and independently. [RL.8.10]	RL.9. By the end of Grade 9, read and comprehend literature, including stories, dramas, and poems, in the grades 9-10-CCR text complexity band proficiently, with scaffolding as needed at the high end of the range. [RL.9-10.10]	RL.9. By the end of Grade 10, read and comprehend literature, including stories, dramas, and poems, at the high end of the grades 9-10-CCR text complexity band independently and proficiently. [RL.9-10.10]	RL.9. By the end of Grade 11, read and comprehend literature, including stories, dramas, and poems, in the grades 11-CCR text complexity band proficiently, with scaffolding as needed at the high end of the range. [RL.11-12.10]
Grade 11					
RL.9. By the end of Grade 12, read and comprehend literature, including stories, dramas, and poems, at the high end of the grades 11-CCR text complexity band independently and proficiently. [RL.11-12.10]					
Grades 6 - 8			Grade 9-10		
RH.6-8.10 By the end of grade 8, read and comprehend history/social studies texts in the grades 6-8 text complexity band independently and proficiently.		RH.9-10.10 By the end of grade 10, read and comprehend history/social studies texts in the grades 9-10 text complexity band independently and proficiently.		RH.11-12.10 By the end of grade 12, read and comprehend history/social studies texts in the grades 11-ccr text complexity band independently and proficiently.	
Grades 6 - 8			Grades 9 – 10		
RST.6-8.10. By the end of grade 8, read and comprehend science/technical texts in the grades 6-8 text complexity band independently and proficiently.		RST.9-10.10. By the end of grade 10, read and comprehend science/technical texts in the grades 9-10 text complexity band independently and proficiently.		RST.11-12.10. By the end of grade 12, read and comprehend science/technical texts in the grades 11-CCR text complexity band independently and proficiently.	
Social Studies/History/					
Science/Technical Subjects					

Key Ideas & Details**CCR Anchor Standard 1. "Read closely to determine what the text says explicitly and to make logical inferences from it; cite specific textual evidence when writing or speaking to support conclusions drawn from the text."**

ELA K-5	Grade K	Grade 1	Grade 2	Grade 3	Grade 4	Grade 5
	RI.10. With prompting and support, ask and answer questions about key details in a text. [RI.K.1]	RI.10. Ask and answer questions about key details in a text. [RI.1.1]	RI.10. Ask and answer such questions as <i>who</i> , <i>what</i> , <i>where</i> , <i>when</i> , <i>why</i> , and <i>how</i> to demonstrate understanding of key details in a text. [RI.2.1]	RI.10. Ask and answer questions to demonstrate understanding of a text, referring explicitly to the text as the basis for the answers. [RI.3.1]	RI.10. Refer to details and examples in a text when explaining what the text says explicitly and when drawing inferences from the text. [RI.4.1]	RI.10. Quote accurately from a text when explaining what the text says explicitly and when drawing inferences from the text. [RI.5.1]

ELA 6-12	Grade 6	Grade 7	Grade 8	Grade 9	Grade 10	Grade 11	Grade 12
	RI.11. Cite textual evidence to support analysis of what the text says explicitly as well as inferences drawn from the text. [RI.6.1]	RI.10. Cite several pieces of textual evidence to support analysis of what the text says explicitly as well as inferences drawn from the text. [7.RI.1]	RI.10. Cite the textual evidence that most strongly supports an analysis of what the text says explicitly as well as inferences drawn from the text. [RI.8.1]	RI.10. Cite strong and thorough textual evidence to support analysis of what the text says explicitly as well as inferences drawn from the text. [RI.9-10.1]	RI.10. Cite strong and thorough textual evidence to support analysis of what the text says explicitly as well as inferences drawn from the text. [RI.9-10.1]	RI.10. Cite strong and thorough textual evidence to support analysis of what the text says explicitly as well as inferences drawn from the text, including determining where the text leaves matters uncertain. [RI.11-12.1]	RI.10. Cite strong and thorough textual evidence to support analysis of what the text says explicitly as well as inferences drawn from the text, including determining where the text leaves matters uncertain. [RI.11-12.1]

History/ Social Studies	Grades 6 - 8		Grades 9 - 10		Grades 11 - 12	
	6-8.RH.1. Cite specific textual evidence to support analysis of primary and secondary sources.	9-10.RH.1. Cite specific textual evidence to support analysis of primary and secondary sources, attending to such features as the date and origin of the information.	11-12.RH.1. Cite specific textual evidence to support analysis of primary and secondary sources, connecting insights gained from specific details to an understanding of the text as a whole.			

Science/ Technical Subjects	Grades 6 - 8		Grades 9 - 10		Grades 11 - 12	
	6-8.RST.1. Cite specific textual evidence to support analysis of science and technical texts.	9-10.RST.1 Cite specific textual evidence to support analysis of science and technical texts, attending to the precise details of explanations or descriptions.	11-12.RST.1. Cite specific textual evidence to support analysis of science and technical texts, attending to important distinctions the author makes and to any gaps or inconsistencies in the account.			

CCR Anchor Standard 2. "Determine central ideas or themes of a text and analyze their development; summarize the key supporting details and ideas."

	Grade K	Grade 1	Grade 2	Grade 3	Grade 4	Grade 5
ELA K-5	RI.11. With prompting and support, identify the main topic and retell key details of a text. [RI.K.2]	RI.11. Identify the main topic and retell key details of a text. [RI.1.2]	RI.11. Identify the main topic of a multi-paragraph text as well as the focus of specific paragraphs within the text. [RI.2.2]	RI.11. Determine the main idea of a text; recount the key details and explain how they support the main idea. [RI.3.2]	RI.11. Determine the main idea of a text and explain how it is supported by key details; summarize the text. [RI.4.2]	RI.11. Determine two or more main ideas of a text and explain how they are supported by key details; summarize the text. [RI.5.2]

	Grade 6	Grade 7	Grade 8	Grade 9	Grade 10	Grade 11	Grade 12
ELA 6-12	RI.12. Determine a central idea of a text and how it is conveyed through particular details; provide a summary of the text distinct from personal opinions or judgments. [RI.6.2]	RI.11. Determine two or more central ideas in a text and analyze their development over the course of the text; provide an objective summary of the text. [RI.7.2]	RI.11. Determine a central idea of a text and analyze its development over the course of the text, including its relationship to supporting ideas; provide an objective summary of the text. [RI.8.2]	RI.11. Determine a central idea of a text and analyze its development over the course of the text, including how it emerges and is shaped and refined by specific details; provide an objective summary of the text. [RI.9-10.2]	RI.11. Determine a central idea of a text and analyze its development over the course of the text, including how it emerges and is shaped and refined by specific details; provide an objective summary of the text. [RI.9-10.2]	RI.11. Determine two or more central ideas of a text and analyze their development over the course of the text, including how they interact and build on one another to provide a complex analysis; provide an objective summary of the text. [RI.11-12.2]	RI.11. Determine two or more central ideas of a text and analyze their development over the course of the text, including how they interact and build on one another to provide a complex analysis; provide an objective summary of the text. [RI.11-12.2]

	Grades 6 - 8	Grades 9 - 10	Grades 11 - 12
History/Social Studies	6-8.RH.2. Determine the central ideas or information of a primary or secondary source; provide an accurate summary of the source distinct from prior knowledge or opinions.	9-10. RH. 2. Determine the central ideas or information of a primary or secondary source; provide an accurate summary of how key events or ideas develop over the course of the text.	11-12.RH. 2. Determine the central ideas or information of a primary or secondary source; provide an accurate summary that makes clear the relationships among the key details and ideas.

	Grades 6 - 8	Grades 9 - 10	Grades 11 - 12
Science/Technical Subjects	6-8. RST.2. Determine the central ideas or conclusions of a text; provide an accurate summary of the text distinct from prior knowledge or opinions.	9-10. RST. 2 Determine the central ideas or conclusions of a text; trace the text's explanation or depiction of a complex process, phenomenon, or concept; provide an accurate summary of the text.	11-12. RST. 2. Determine the central ideas or conclusions of a text; summarize complex concepts, processes, or information presented in a text by paraphrasing them in simpler but still accurate terms.

Key Ideas & Details**CCR Anchor Standard 3. "Analyze how and why individuals, events, and ideas develop and interact over the course of a text."**

	Grade K	Grade 1	Grade 2	Grade 3	Grade 4	Grade 5
ELA K-5	RI.12. With prompting and support, describe the connection between two individuals, events, ideas, or pieces of information in a text. [RI.K.3]	RI.12. Describe the connection between two individuals, events, ideas, or pieces of information in a text. [RI.1.3]	RI.12. Describe the connection between a series of historical events, scientific ideas or concepts, or steps in technical procedures in a text. [RI.2.3]	RI.12. Describe the relationship between a series of historical events, scientific ideas or concepts, or steps in technical procedures in a text, using language that pertains to time, sequence, and cause/effect. [RI.3.3]	RI.12. Explain events, procedures, ideas, or concepts in a historical, scientific, or technical text, including what happened and why, based on specific information in the text. [RI.4.3]	RI.12. Explain the relationships or interactions between two or more individuals, events, ideas, or concepts in a historical, scientific, or technical text based on specific information in the text. [RI.5.3]

	Grade 6	Grade 7	Grade 8	Grade 9	Grade 10	Grade 11	Grade 12
ELA 6-12	RI.13. Analyze in detail how a key individual, event, or idea is introduced, illustrated, and elaborated in a text (e.g., through examples or anecdotes). [RI.6.3]	RI.12. Analyze the interactions between individuals, events, and ideas in a text (e.g., how ideas influence individuals or events, or how individuals influence ideas or events). [RI.7.3]	RI.12. Analyze how a text makes connections among and distinctions between individuals, ideas, or events (e.g., through comparisons, analogies, or categories). [RI.8.3]	RI.12. Analyze how the author unfolds an analysis or series of ideas or events, including the order in which the points are made, how they are introduced and developed, and the connections that are drawn between them. [RI.10-93]	RI.12. Analyze how the author unfolds an analysis or series of ideas or events, including the order in which the points are made, how they are introduced and developed, and the connections that are drawn between them. [RI.9-10.3]	RI.12. Analyze a complex set of ideas or sequence of events and explain how specific individuals, ideas, or events interact and develop over the course of the text. [RI.11-12.3]	RI.12. Analyze a complex set of ideas or sequence of events and explain how specific individuals, ideas, or events interact and develop over the course of the text. [RI.11-12.3]

	Grades 6 - 8	Grades 9 - 10	Grades 11 - 12
History/Social Studies	6-8.RH.3. Identify key steps in a text's description of a process related to history/social studies (e.g., how a bill becomes law, how interest rates are raised or lowered).	9-10. RH.3. Analyze in detail a series of events described in a text; determine whether earlier events caused later ones or simply preceded them.	11-12.RH.3. Evaluate various explanations for actions or events and determine which explanation best accords with textual evidence, acknowledging where the text leaves matters uncertain.

	Grades 6 - 8	Grades 9 - 10	Grades 11 - 12
Science/Technical Subjects	6-8. RST.3. Follow precisely a multistep procedure when carrying out experiments, taking measurements, or performing technical tasks.	9-10. RST.3. Follow precisely a complex multistep procedure when carrying out experiments, taking measurements, or performing technical tasks, attending to special cases or exceptions defined in the text.	11-12. RST.3. Follow precisely a complex multistep procedure when carrying out experiments, taking measurements, or performing technical tasks; analyze the specific results based on explanations in the text.

Craft and Structure**CCR Anchor Standard 4. "Interpret words and phrases as they are used in a text, including determining technical, connotative, and figurative meanings, and analyze how specific word choices shape meaning or tone."**

ELA K-5	Grade K		Grade 1		Grade 2		Grade 3		Grade 4		Grade 5			
	RI.13. With prompting and support, ask and answer questions about unknown words in a text. [RI.K.4]	RI.13. Ask and answer questions to help determine or clarify the meaning of words and phrases in a text. [RI.1.4]	RI.13. Determine the meaning of words and phrases in a text relevant to a <i>Grade 2 topic or subject area</i> . [RI.2.4]	RI.13. Determine the meaning of general academic and domain-specific words and phrases in a text relevant to a <i>Grade 3 topic or subject area</i> . [RI.3.4]	RI.13. Determine the meaning of general academic and domain-specific words and phrases in a text relevant to a <i>Grade 4 topic or subject area</i> . [RI.4.4]	RI.13. Determine the meaning of general academic and domain-specific words and phrases in a text relevant to a <i>Grade 5 topic or subject area</i> . [RI.5.4]								
ELA 6-12	Grade 6		Grade 7		Grade 8		Grade 9		Grade 10		Grade 11		Grade 12	
	RI.14. Determine the meaning of words and phrases as they are used in a text, including figurative, connotative, and technical meanings. [RI.6.4]	RI.13. Determine the meaning of words and phrases as they are used in a text, including figurative, connotative, and technical meanings; analyze the impact of a specific word choice on meaning and tone. [RI.7.4]	RI.13. Determine the meaning of words and phrases as they are used in a text, including figurative, connotative, and technical meanings; analyze the impact of specific word choices on meaning and tone, including allusions to other texts. [RI.8.4]	RI.13. Determine the meaning of words and phrases as they are used in a text, including figurative, connotative, and technical meanings; analyze the cumulative impact of specific word choices on meaning and tone (e.g., how the language of a court opinion differs from that of a newspaper). [RI.9-10.4]	RI.13. Determine the meaning of words and phrases as they are used in a text, including figurative, connotative, and technical meanings; analyze the cumulative impact of specific word choices on meaning and tone (e.g., how the language of a court opinion differs from that of a newspaper). [RI.9-10.4]	RI.13. Determine the meaning of words and phrases as they are used in a text, including figurative, connotative, and technical meanings; analyze how an author uses and refines the meaning of a key term or terms over the course of a text (e.g., how Madison defines <i>fraction</i> in <i>The Federalist</i> No. 10). [RI.11-12.4]	RI.13. Determine the meaning of words and phrases as they are used in a text, including figurative, connotative, and technical meanings; analyze how an author uses and refines the meaning of a key term or terms over the course of a text (e.g., how Madison defines <i>fraction</i> in <i>The Federalist</i> No. 10). [RI.11-12.4]							
History/ Social Studies	Grades 6 - 8		Grades 9 - 10				Grades 11 - 12							
	6-8.RH.4. Determine the meaning of words and phrases as they are used in a text, including vocabulary specific to domains related to history/social studies.		9-10. RH.4. Determine the meaning of words and phrases as they are used in a text, including vocabulary describing political, social, or economic aspects of history/social studies.				11-12.RH.4. Determine the meaning of words and phrases as they are used in a text, including analyzing how an author uses and refines the meaning of a key term over the course of a text (e.g., how Madison defines <i>fraction</i> in <i>The Federalist</i> No. 10).							
Science/ Technical Subjects	Grades 6 - 8		Grades 9 - 10				Grades 11 - 12							
	6-8. RST.4. Determine the meaning of symbols, key terms, and other domain-specific words and phrases as they are used in a specific scientific or technical context relevant to grades 6-8 texts and topics.		9-10. RST.4. Determine the meaning of symbols, key terms, and other domain-specific words and phrases as they are used in a specific scientific or technical context relevant to grades 9-10 texts and topics.				11-12. RST.4. Determine the meaning of symbols, key terms, and other domain-specific words and phrases as they are used in a specific scientific or technical context relevant to grades 11-12 texts and topics.							

CCR Anchor Standard 5. "Analyze the structure of texts, including how specific sentences, paragraphs, and larger portions of the text (e.g., a section, chapter, scene, or stanza) relate to each other and the whole."

	Grade K	Grade 1	Grade 2	Grade 3	Grade 4	Grade 5
ELA K-5	RI.14. Identify the front cover, back cover, and title page of a book. [RI.K.5]	RI.14. Know and use various text features (e.g., headings, tables of contents, glossaries, electronic menus, icons) to locate key facts or information in a text. [RI.1.5]	RI.14. Know and use various text features (e.g., captions, bold print, subheadings, glossaries, indexes, electronic menus, icons) to locate key facts or information in a text efficiently. [RI.2.5]	RI.14. Use text features and search tools (e.g., key words, sidebars, hyperlinks) to locate information relevant to a given topic efficiently. [RI.3.5]	RI.14. Describe the overall structure (e.g., chronology, comparison, cause/effect, problem/solution) of events, ideas, concepts, or information in a text or part of a text. [RI.4.5]	RI.14. Compare and contrast the overall structure (e.g., chronology, comparison, cause/effect, problem and solution) of events, ideas, concepts, or information in two or more texts. [RI.5.5]

	Grade 6	Grade 7	Grade 8	Grade 9	Grade 10	Grade 11	Grade 12
ELA 6-12	RI.15. Analyze how a particular sentence, paragraph, chapter, or section fits into the overall structure of a text and contributes to the development of the ideas. [RI.6.5]	RI.14. Analyze the structure an author uses to organize a text, including how the major sections contribute to the whole and to the development of the ideas. [RI.7.5]	RI.14. Analyze in detail the structure of a specific paragraph in a text, including the role of particular sentences in developing and refining a key concept. [RI.8.5]	RI.14. Analyze in detail how an author's ideas or claims are developed and refined by particular sentences, paragraphs, or larger portions of a text (e.g., a section or chapter). [RI.9-10.5]	RI.14. Analyze in detail how an author's ideas or claims are developed and refined by particular sentences, paragraphs, or larger portions of a text (e.g., a section or chapter). [RI.9-10.5]	RI.14. Analyze and evaluate the effectiveness of the structure an author uses in his or her exposition or argument, including whether the structure makes points clear, convincing, and engaging. [RI.11-12.5]	RI.14. Analyze and evaluate the effectiveness of the structure an author uses in his or her exposition or argument, including whether the structure makes points clear, convincing, and engaging. [RI.11-12.5]

	Grades 6 - 8	Grades 9 - 10	Grades 11 - 12
History/Social Studies	6-8.RH.5. Describe how a text presents information (e.g., sequentially, comparatively, causally).	9-10. RH.5. Analyze how a text uses structure to emphasize key points or advance an explanation or analysis.	11-12.RH.5. Analyze in detail how a complex primary source is structured, including how key sentences, paragraphs, and larger portions of the text contribute to the whole.

	Grades 6 - 8	Grades 9 - 10	Grades 11 - 12
Science/Technical Subjects	6-8. RST.5. Analyze the structure an author uses to organize a text, including how the major sections contribute to the whole and to an understanding of the topic.	9-10. RST.5. Analyze the structure of the relationships among concepts in a text, including relationships among key terms (e.g., force, friction, reaction force, energy).	11-12. RST.5. Analyze how the text structures information or ideas into categories or hierarchies, demonstrating understanding of the information or ideas.

CCR Anchor Standard 6. "Assess how point of view or purpose shapes the content and style of a text."

	Grade K	Grade 1	Grade 2	Grade 3	Grade 4	Grade 5
ELA K-5	RI.15. Name the author and illustrator of a text and define the role of each in presenting the ideas or information in a text. [RI.K.6]	RI.15. Distinguish between information provided by pictures or other illustrations and information provided by the words in a text. [RI.1.6]	RI.15. Identify the main purpose of a text, including what the author wants to answer, explain, or describe. [RI.2.6]	RI.15. Distinguish their own point of view from that of the author of a text. [RI.3.6]	RI.15. Compare and contrast a firsthand and secondhand account of the same event or topic; describe the differences in focus and the information provided. [RI.4.6]	RI.15. Analyze multiple accounts of the same event or topic, noting important similarities and differences in the point of view they represent. [RI.5.6]

	Grade 6	Grade 7	Grade 8	Grade 9	Grade 10	Grade 11	Grade 12
ELA 6-12	RI.16. Determine an author's point of view or purpose in a text and explain how it is conveyed in the text. [RI.6.6]	RI.15. Determine an author's point of view or purpose in a text and analyze how the author distinguishes his or her position from that of others. [RI.7.6]	RI.15. Determine an author's point of view or purpose in a text and analyze how the author acknowledges and responds to conflicting evidence or viewpoints. [RI.8.6]	RI.15. Determine an author's point of view or purpose in a text and analyze how an author uses rhetoric to advance that point of view or purpose. [RI.9-10.6]	RI.15. Determine an author's point of view or purpose in a text and analyze how an author uses rhetoric to advance that point of view or purpose. [RI.9-10.6]	RI.15. Determine an author's point of view or purpose in a text in which the rhetoric is particularly effective, analyzing how style and content contribute to the power, persuasiveness, or beauty of the text. [RI.11-12.6]	RI.15. Determine an author's point of view or purpose in a text in which the rhetoric is particularly effective, analyzing how style and content contribute to the power, persuasiveness, or beauty of the text. [RI.11-12.6]

History/ Social Studies	Grades 6 - 8	Grades 9 - 10	Grades 11 - 12
	6-8. RH.6. Identify aspects of a text that reveal an author's point of view or purpose (e.g., loaded language, inclusion or avoidance of particular facts).	9-10. RH.6. Compare the point of view of two or more authors for how they treat the same or similar topics, including which details they include and emphasize in their respective accounts.	11-12. RH.6. Evaluate authors' differing points of view on the same historical event or issue by assessing the authors' claims, reasoning, and evidence.

Science/ Technical Subjects	Grades 6 - 8	Grades 9 - 10	Grades 11 - 12
	6-8. RST.6. Analyze the author's purpose in providing an explanation, describing a procedure, or discussing an experiment in a text.	9-10. RST.6. Analyze the author's purpose in providing an explanation, describing a procedure, or discussing an experiment in a text, defining the question the author seeks to address.	11-12. RST.6. Analyze the author's purpose in providing an explanation, describing a procedure, or discussing an experiment in a text, identifying important issues that remain unresolved.

Integration of Knowledge and Ideas**CCR Anchor Standard 7. "Integrate and evaluate content presented in diverse formats and media, including visually and quantitatively, as well as in words."***

	Grade K	Grade 1	Grade 2	Grade 3	Grade 4	Grade 5
ELA K-5	RI.16. With prompting and support, describe the relationship between illustrations and the text in which they appear (e.g., what person, place, thing, or idea in the text an illustration depicts). [RI.K.7]	RI.16. Use the illustrations and details in a text to describe its key ideas. [RI.1.7]	RI.16. Explain how specific images (e.g., a diagram showing how a machine works) contribute to and clarify a text. [RI.2.7]	RI.16. Use information gained from illustrations (e.g., maps, photographs) and the words in a text to demonstrate understanding of the text (e.g., where, when, why, and how key events occur). [RI.3.7]	RI.16. Interpret information presented visually, orally, or quantitatively (e.g., in charts, graphs, diagrams, time lines, animations, or interactive elements on Web pages) and explain how the information contributes to an understanding of the text in which it appears. [RI.4.7]	RI.16. Draw on information from multiple print or digital sources, demonstrating the ability to locate an answer to a question quickly or to solve a problem efficiently. [RI.5.7]

	Grade 6	Grade 7	Grade 8	Grade 9	Grade 10	Grade 11	Grade 12
ELA 6-12	RI.17. Integrate information presented in different media or formats (e.g., visually, quantitatively) as well as in words to develop a coherent understanding of a topic or issue. [RI.6.7]	RI.16. Compare and contrast a text to an audio, video, or multimedia version of the text, analyzing each medium's portrayal of the subject (e.g., how the delivery of a speech affects the impact of the words). [RI.7.7]	RI.16. Evaluate the advantages and disadvantages of using different mediums (e.g., print or digital text, video, multimedia) to present a particular topic or idea. [RI.8.7]	RI.16. Analyze various accounts of a subject told in different mediums (e.g., a person's life story in both print and multimedia), determining which details are emphasized in each account. [RI.9-10.7]	RI.16. Analyze various accounts of a subject told in different mediums (e.g., a person's life story in both print and multimedia), determining which details are emphasized in each account. [RI.9-10.7]	RI.16. Integrate and evaluate multiple sources of information presented in different media or formats (e.g., visually, quantitatively) as well as in words in order to address a question or solve a problem. [RI.11-12.7]	RI.16. Integrate and evaluate multiple sources of information presented in different media or formats (e.g., visually, quantitatively) as well as in words in order to address a question or solve a problem. [RI.11-12.7]

	Grades 6 - 8	Grades 9 - 10	Grades 11 - 12
History/Social Studies	6-8.RH.7. Integrate visual information (e.g., in charts, graphs, photographs, videos, or maps) with other information in print and digital texts.	9-10. RH.7. Integrate quantitative or technical analysis (e.g., charts, research data) with qualitative analysis in print or digital text.	11-12.RH.7. Integrate and evaluate multiple sources of information presented in diverse formats and media (e.g., visually, quantitatively, as well as in words) in order to address a question or solve a problem.

	Grades 6 - 8	Grades 9 - 10	Grades 11 - 12
Science/Technical Subjects	6-8. RST.7 Integrate quantitative or technical information expressed in words in a text with a version of that information expressed visually (e.g., in a flowchart, diagram, model, graph, or table).	9-10. RST.7. Translate quantitative or technical information expressed in words in a text into visual form (e.g., a table or chart) and translate information expressed visually or mathematically (e.g., in an equation) into words.	11-12. RST.7. Integrate and evaluate multiple sources of information presented in diverse formats and media (e.g., quantitative data, video, multimedia) in order to address a question or solve a problem.

*Please see "Research to Build Knowledge" in Writing and "Comprehension and Collaboration" in Speaking and Listening for additional standards relevant to gathering, assessing, and applying information from print and digital sources."

Integration of Knowledge and Ideas**CCR Anchor Standard 8. "Delineate and evaluate the argument and specific claims in a text, including the validity of the reasoning as well as the relevance and sufficiency of the evidence."**

ELA K-5						
Grade K	Grade 1	Grade 2	Grade 3	Grade 4	Grade 5	
RI.17. With prompting and support, identify the reasons an author gives to support points in a text. [RI.K.8]	RI.17. Identify the reasons an author gives to support points in a text.[RI.1.8]	RI.17. Describe how reasons support specific points the author makes in a text.[RI.2.8]	RI.17. Describe the logical connection between particular sentences and paragraphs in a text (e.g., comparison, cause/effect, first/second/third in a sequence). [RI.3.8]	RI.17. Explain how an author uses reasons and evidence to support particular points in a text. [RI.4.8]	RI.17. Explain how an author uses reasons and evidence to support particular points in a text, identifying which reasons and evidence support which point(s). [RI.5.8]	

	Grade 6		Grade 7	Grade 8	Grade 9	Grade 10	Grade 11	Grade 12
ELA 6-12	RI.18. Trace and evaluate the argument and specific claims in a text, distinguishing claims that are supported by reasons and evidence from claims that are not. [RI.6.8]	RI.17. Trace and evaluate the argument and specific claims in a text, assessing whether the reasoning is sound and the evidence is sufficient to support the claims. [RI.7.8]	RI.17. Delineate and evaluate the argument and specific claims in a text, assessing whether the reasoning is sound and the evidence is relevant and sufficient; recognize when irrelevant evidence is introduced. [RI.8.8]	RI.17. Delineate and evaluate the argument and specific claims in a text, assessing whether the reasoning is valid and the evidence is relevant and sufficient; identify false statements and fallacious reasoning. [RI.9-10.8]	RI.17. Delineate and evaluate the argument and specific claims in a text, assessing whether the reasoning is valid and the evidence is relevant and sufficient; identify false statements and fallacious reasoning. [RI.9-10.8]	RI.17. Delineate and evaluate the argument and specific claims in a text, assessing whether the reasoning is valid and the evidence is relevant and sufficient; identify false statements and fallacious reasoning. [RI.9-10.8]		RI.17. Delineate and evaluate the reasoning in seminal United States texts, including the application of constitutional principles and use of legal reasoning (e.g., in United States Supreme Court Case majority opinions and dissents) and the premises, purposes, and arguments in works of public advocacy (e.g., <i>The Federalist</i> , presidential addresses). [RI.11-12.8]

	Grades 6 - 8		Grades 9 - 10		Grades 11 - 12	
History/ Social Studies	6-8.RH.8. Distinguish among fact, opinion, and reasoned judgment in a text.	9-10. RH.8. Assess the extent to which the reasoning and evidence in a text support the author's claims.	11-12.RH.8. Evaluate an author's premises, claims, and evidence by corroborating or challenging them with other information.			

	Grades 6 - 8		Grades 9 - 10		Grades 11 - 12	
Science/ Technical Subjects	6-8. RST.8. Distinguish among facts, reasoned judgment based on research findings, and speculation in a text.	9-10. RST.8. Assess the extent to which the reasoning and evidence in a text support the author's claim or a recommendation for solving a scientific or technical problem.	11-12. RST.8. Evaluate the hypotheses, data, analysis, and conclusions in a science or technical text, verifying the data when possible and corroborating or challenging conclusions with other sources of information.			

Integration of Knowledge and Ideas**CCR Anchor Standard 9. "Analyze how two or more texts address similar themes or topics in order to build knowledge or to compare the approaches the authors take."**

Grade K		Grade 1		Grade 2		Grade 3		Grade 4		Grade 5	
RI.18. With prompting and support, identify basic similarities in and differences between two texts on the same topic (e.g., in illustrations, descriptions, or procedures). [RI.K.9]		RI.18. Identify basic similarities in and differences between two texts on the same topic (e.g., in illustrations, descriptions, or procedures). [RI.1.9]		RI.18. Compare and contrast the most important points presented by two texts on the same topic.[RI.2.9]		RI.18. Compare and contrast the most important points and key details presented in two texts on the same topic. [RI.3.9]		RI.18. Integrate information from two texts on the same topic in order to write or speak about the subject knowledgeably. [RI.4.9]		RI.18. Integrate information from several texts on the same topic in order to write or speak about the subject knowledgeably. [RI.5.9]	

ELA 6-12	Grade 6		Grade 7		Grade 8		Grade 9		Grade 10		Grade 11		Grade 12	
	RI.19. Compare and contrast one author's presentation of events with that of another (e.g., a memoir written by and a biography on the same person). [RI.6.9]	RI.18. Analyze how two or more authors writing about the same topic shape their presentations of key information by emphasizing different evidence or advancing different interpretations of facts. [RI.7.9]	RI.18. Analyze a case in which two or more texts provide conflicting information on the same topic and identify where the texts disagree on matters of fact or interpretation. [RI.8.9]	RI.18. Analyze seminal European documents of historical significance (e.g., Magna Carta; English Bill of Rights; The Social Contract, or Principles of Political Right), including how they address related themes and concepts included in United States' documents of historical and literary significance. [RI.9-10.9]	RI.18. Analyze seminal documents of historical and literary significance (e.g., Washington's Farewell Address, the Gettysburg Address), including how they address related themes and concepts. [RI.9-10.9]	19. Analyze seventeenth-, eighteenth-, and nineteenth-century foundational United States documents of historical and literary significance (including The Declaration of Independence, The Preamble to the Constitution, the Bill of Rights, and Lincoln's Second Inaugural Address) for their themes, purposes, and rhetorical features. [RI.11-12.9]	RI.17. Analyze seminal United states documents of historical and literary significance (e.g., Roosevelt's – Four Freedoms speech, King's – Letter from a Birmingham Jail), including how they address related themes and concepts [RI.9-10.9]							

History/ Social Studies	Grades 6 - 8		Grades 9 - 10		Grades 11 - 12	
	6-8.RH.9. Analyze the relationship between a primary and secondary source on the same topic.		9-10. RH.9. Compare and contrast treatments of the same topic in several primary and secondary sources.		11-12.RH.9. Integrate information from diverse sources, both primary and secondary, into a coherent understanding of an idea or event, noting discrepancies among sources.	

Science/ Technical Subjects	Grades 6 - 8		Grades 9 - 10		Grades 11 - 12	
	6-8. RST.9. Compare and contrast the information gained from experiments, simulations, video, or multimedia sources with that gained from reading a text on the same topic.		9-10. RST.9. Compare and contrast findings presented in a text to those from other sources (including their own experiments), noting when the findings support or contradict previous explanations or accounts.		11-12. RST.9. Synthesize information from a range of sources (e.g., texts, experiments, simulations) into a coherent understanding of a process, phenomenon, or concept, resolving conflicting information when possible.	

Alabama READING INFORMATIONAL TEXT Anchor & Grade Level Standards for ELA, History/Social Studies, Science & Technical Subjects

Range of Reading and Level of Text Complexity

CCR Anchor Standard 10. "Read and comprehend complex literary and informational texts independently and proficiently."

Grade K	Grade 2				Grade 4	Grade 5
	Grade 1	Grade 2	Grade 3	Grade 4		
ELA K-5	<p>RI.19. Actively engage in group reading activities with purpose and under-standing. [RI.K.10]</p>	<p>RI.19. By the end of year, read and comprehend informational texts, including history/social studies, science, and technical texts, in the grades 2-3 text complexity band proficiently, with scaffolding as needed at the high end of the range. [RI.2.10]</p>	<p>RI.19. By the end of the year, read and comprehend informational texts, including history/social studies, science, and technical texts, at the high end of the grades 2-3 text complexity band independently and proficiently. [RI.3.10]</p>	<p>RI.19. By the end of year, read and comprehend informational texts, including history/social studies, science, and technical texts, in the grades 4-5 text complexity band proficiently, with scaffolding as needed at the high end of the range. [RI.4.10]</p>	<p>RI.19. By the end of the year, read and comprehend informational texts, including history/social studies, science, and technical texts, at the high end of the grades 4-5 text complexity band independently and proficiently. [RI.5.10]</p>	
ELA 6-12	Grade 8				Grade 11	Grade 12
	Grade 7	Grade 8	Grade 9	Grade 10		
ELA 6-12	<p>RI.19. By the end of the year, read and comprehend literary nonfiction in the Grades 6-8 text complexity band proficiently, with scaffolding as needed at the high end of the range. [RI.7.10]</p>	<p>RI.19. By the end of the year, read and comprehend literary nonfiction at the high end of the Grades 6-8 text complexity band independently and proficiently. [RI.8.10]</p>	<p>RI.19. By the end of Grade 9, read and comprehend literary nonfiction in the Grades 9-10 text complexity band proficiently, with scaffolding as needed at the high end of the range. [RI.9-10.10]</p>	<p>RI.20. By the end of Grade 10, read and comprehend literary nonfiction at the high end of the Grades 9-10 text complexity band independently and proficiently. [RI.9-10.10]</p>	<p>RI.18. By the end of Grade 11, read and comprehend literary nonfiction in the Grades 11-College and Career Readiness (CCR) text complexity band proficiently, with scaffolding as needed at the high end of the range. [RI.11-12.10]</p>	<p>RI.18. By the end of Grade 12, read and comprehend literary nonfiction at the high end of the Grades 11-College and career Readiness (CCR) text complexity band independently and proficiently. [RI.11-12.10]</p>
History/Social Studies	Grades 6 - 8				Grades 11-12	
	Grades 6 - 8	Grades 6 - 8	Grades 9-10	Grades 9-10	Grades 11-12	
History/Social Studies	<p>6-8. RH.10 By the end of grade 8, read and comprehend history/social studies texts in the grades 6-8 text complexity band independently and proficiently.</p>	<p>9-10.RH.10 By the end of grade 10, read and comprehend history/social studies texts in the grades 9-10 text complexity band independently and proficiently.</p>			<p>11-12.RH.10 By the end of grade 12, read and comprehend history/social studies texts in the grades 11-ccr text complexity band independently and proficiently.</p>	
Science/Technical Subjects	Grades 6 - 8				Grades 11 - 12	
	Grades 6 - 8	Grades 6 - 8	Grades 9 - 10	Grades 9 - 10	Grades 11 - 12	
Science/Technical Subjects	<p>6-8. RST.10. By the end of grade 8, read and comprehend science/technical texts in the grades 6-8 text complexity band independently and proficiently.</p>	<p>9-10. RST. 10. By the end of grade 10, read and comprehend science/technical texts in the grades 9-10 text complexity band independently and proficiently.</p>			<p>11-12. RST. 10. By the end of grade 12, read and comprehend science/technical texts in the grades 11-CCR text complexity band independently and proficiently.</p>	

Print Concepts

Grade K	Grade 1	Grade 2	Grade 3	Grade 4	Grade 5
<p>RF.K.20. Demonstrate understanding of the organization and basic features of print. [RF.K.1]</p> <p>a. Follow words from left to right, top to bottom, and page by page. [RF.K.1a]</p> <p>b. Recognize that spoken words are represented in written language by specific sequences of letters. [RF.K.1b]</p> <p>c. Understand that words are separated by spaces in print. [RF.K.1c]</p> <p>d. Recognize and name all upper- and lowercase letters of the alphabet. [RF.K.1d]</p>	<p>RF.K.20. Demonstrate understanding of the organization and basic features of print. [RF.1.1]</p> <p>a. Recognize the distinguishing features of a sentence (e.g., first word, capitalization, ending punctuation). [RF.1.1a]</p>				

Phonological Awareness

ELA K-5	Grade K	Grade 1	Grade 2	Grade 3	Grade 4	Grade 5
	<p>RF.K.21. Demonstrate understanding of spoken words, syllables, and sounds (phonemes). [RF.K.2]</p> <p>a. Recognize and produce rhyming words. [RF.K.2a]</p> <p>b. Count, pronounce, blend, and segment syllables in spoken words. [RF.K.2b]</p> <p>c. Blend and segment onsets and rimes of single-syllable spoken words. [RF.K.2c]</p> <p>d. Isolate and pronounce the initial, medial vowel, and final sounds (phonemes) in three-phoneme (consonant-vowel-consonant, or CVC) words.* (This does not include CVCs ending with /ll/, /rr/, or /xx/.) [RF.K.2d]</p> <p>e. Add or substitute individual sounds (phonemes) in simple, one-syllable words to make new words. [RF.K.2e]</p>	<p>RF.1.21. Demonstrate understanding of spoken words, syllables, and sounds (phonemes). [RF.1.2]</p> <p>a. Distinguish long from short vowel sounds in spoken single-syllable words. [RF.1.2]</p> <p>b. Orally produce single-syllable words by blending sounds (phonemes), including consonant blends. [RF.1.2b]</p> <p>c. Isolate and pronounce initial, medial vowel, and final sounds (phonemes) in spoken single-syllable words. [RF.1.2c]</p> <p>d. Segment spoken single-syllable words into their complete sequence of individual sounds (phonemes). [RF.1.2d]</p>				

Phonics and Word Recognition

Grade K	Grade 1	Grade 2	Grade 3	Grade 4	Grade 5
<p>RF.K.22. Know and apply grade-level phonics and word analysis skills in decoding words. [RF.K.3]</p> <p>a. Demonstrate basic knowledge of one-to-one letter-sound correspondences by producing the primary or many of the most frequent sound for each consonant. [RF.K.3a]</p> <p>b. Associate the long and short sounds with common spellings (graphemes) for the five major vowels. [RF.K.3b]</p> <p>c. Read common high-frequency words by sight (e.g., <i>the, of, to, you, she, my, is, are, do, does</i>). [RF.K.3c]</p> <p>d. Distinguish between similarly spelled words by identifying the sounds of the letters that differ. [RF.K.3d]</p>	<p>RF.1.22. Know and apply grade-level phonics and word analysis skills in decoding words. [RF.1.3]</p> <p>a. Know the spelling-sound correspondences for common consonant digraphs. [RF.1.3a]</p> <p>b. Decode regularly spelled one-syllable words. [RF.1.3b]</p> <p>c. Know final -e and common vowel team conventions for representing long vowel sounds. [RF.1.3c]</p> <p>d. Use knowledge that every syllable must have a vowel sound to determine the number of syllables in a printed word. [RF.1.3d]</p> <p>e. Decode two-syllable words following basic patterns by breaking the words into syllables. [RF.1.3e]</p> <p>f. Read words with inflectional endings. [RF.1.3f]</p> <p>g. Recognize and read grade-appropriate irregularly spelled words. [RF.1.3g]</p>	<p>RF.2.20. Know and apply grade-level phonics and word analysis skills in decoding words. [RF.2.3]</p> <p>a. Distinguish long and short vowels when reading regularly spelled one-syllable words. [RF.2.3a]</p> <p>b. Know spelling-sound correspondences for additional common vowel teams. [RF.2.3b]</p> <p>c. Decode regularly spelled two-syllable words with long vowels. [RF.2.3c]</p> <p>d. Decode words with common prefixes and suffixes. [RF.2.3d]</p> <p>e. Identify words with inconsistent but common spelling-sound correspondences. [RF.2.3e]</p> <p>f. Recognize and read grade-appropriate irregularly spelled words. [RF.2.3f]</p>	<p>RF.3.20. Know and apply grade-level phonics and word analysis skills in decoding words. [RF.3.3]</p> <p>a. Identify and know the meaning of the most common prefixes and derivational suffixes. [RF.3.3a]</p> <p>b. Decode words with common Latin suffixes. [RF.3.3b]</p> <p>c. Decode multi-syllable words. [RF.3.3c]</p> <p>d. Read grade-appropriate irregularly spelled words. [RF.3.3d]</p>	<p>RF.4.20. Know and apply grade-level phonics and word analysis skills in decoding words. [RF.4.3]</p> <p>a. Use combined knowledge of all letter-sound correspondences, syllabication patterns, and morphology (e.g., roots and affixes) to read accurately unfamiliar multisyllabic words in context and out of context. [RF.4.3a]</p>	<p>RF.5.20. Know and apply grade-level phonics and word analysis skills in decoding words. [RF.5.3]</p> <p>a. Use combined knowledge of all letter-sound correspondences, syllabication patterns, and morphology (e.g., roots and affixes) to read accurately unfamiliar multisyllabic words in context and out of context. [RF.5.3a]</p>

Fluency

Grade K	Grade 1	Grade 2	Grade 3	Grade 4	Grade 5
<p>RF.K.23. Read emergent-reader texts with purpose and understanding. [RF.K.4]</p>	<p>RF.1.23. Read with sufficient accuracy and fluency to support comprehension. [RF.1.4]</p> <p>a. Read on-level text with purpose and understanding. [RF.1.4a]</p> <p>b. Read on-level text orally with accuracy, appropriate rate, and expression on successive readings. [RF.1.4b]</p> <p>c. Use context to confirm or self-correct word recognition and understanding, rereading as necessary. [RF.1.4c]</p>	<p>RF.2.21. Read with sufficient accuracy and fluency to support comprehension. [RF.2.4]</p> <p>a. Read on-level text with purpose and understanding. [RF.2.4a]</p> <p>b. Read on-level text orally with accuracy, appropriate rate, and expression on successive readings. [RF.2.4b]</p> <p>c. Use context to confirm or self-correct word recognition and understanding, rereading as necessary. [RF.2.4c]</p>	<p>RF.3.21. Read with sufficient accuracy and fluency to support comprehension. [RF.3.4]</p> <p>a. Read on-level text with purpose and understanding. [RF.3.4]</p> <p>b. Read on-level prose and poetry orally with accuracy, appropriate rate, and expression on successive readings. [RF.3.4b]</p> <p>c. Use context to confirm or self-correct word recognition and understanding, rereading as necessary. [RF.3.4c]</p>	<p>RF.4.21. Read with sufficient accuracy and fluency to Support comprehension. [RF.4.4]</p> <p>a. Read on-level text with purpose and understanding. [RF.4.4a]</p> <p>b. Read on-level prose and poetry orally with accuracy, appropriate rate, and expression on successive readings. [RF.4.4b]</p> <p>c. Use context to confirm or self-correct word recognition and understanding, rereading as necessary. [RF.4.4c]</p>	<p>RF.5.21. Read with sufficient accuracy and fluency to support comprehension. [RF.5.4]</p> <p>a. Read on-level text with purpose and understanding. [RF.5.4a]</p> <p>b. Read on-level prose and poetry orally with accuracy, appropriate rate, and expression on successive readings. [RF.5.4b]</p> <p>c. Use context to confirm or self-correct word recognition and understanding, rereading as necessary. [RF.5.4c]</p>

Text Types and Purposes

CCR Anchor Standard 1.

"Write arguments to support claims in an analysis of substantive topics or texts, using valid reasoning and relevant and sufficient evidence."

Grade K	Grade 1	Grade 2	Grade 3	Grade 4	Grade 5
W.K.24. Use a combination of drawing, dictating, and writing to compose opinion pieces in which they tell a reader the topic or the name of the book they are writing about and state an opinion or preference about the topic or book (e.g., <i>My favorite book is ...</i>) [W.K.1]	W.1.24. Write opinion pieces in which they introduce the topic or name the book they are writing about, state an opinion, supply a reason for the opinion, and provide some sense of closure. [W.1.1] a. Write simple poems addressing a topic.	W.2.22. Write opinion pieces in which they introduce the topic or book they are writing about, state an opinion, supply reasons that support the opinion, use linking words (e.g., <i>because, and, also</i>) to connect opinion and reasons, and provide a concluding statement or section [W.2.1] a. Write free verse poetry to express ideas.	W.3.22. Write opinion pieces on topics or texts, supporting a point of view with reasons. [W.3.1] a. Introduce the topic or text they are writing about, state an opinion, and create an organizational structure that lists reasons [W.3.1a] b. Provide reasons that support the opinion. [W.3.1b] c. Use linking words and phrases (e.g., <i>because, therefore, since, for example</i>) to connect opinion and reasons. [W.3.1c] d. Provide a concluding statement or section. [W.3.1d]	W.4.22. Write opinion pieces on topics or texts, supporting a point of view with reasons and information. [W.4.1] a. Introduce a topic or text clearly, state an opinion, and create an organizational structure in which related ideas are grouped to support the writer's purpose. [W.4.1a] b. Provide reasons that are supported by facts and details. [W.4.1b] c. Link opinion and reasons using words and phrases (e.g., <i>for instance, in order to, in addition</i>) [W.4.1c] d. Provide a concluding statement or section related to the opinion presented. [W.4.1d]	W.5.22. Write opinion pieces on topics or texts, supporting a point of view with reasons and information. [W.5.1] a. Introduce a topic or text clearly, state an opinion, and create an organizational structure in which ideas are logically grouped to support the writer's purpose. [W.5.1a] b. Provide logically ordered reasons that are supported by facts and details. [W.5.1b] c. Link opinion and reasons using words, phrases, and clauses (e.g., <i>consequently, specifically</i>). [W.5.1c] d. Provide a concluding statement or section related to the opinion presented. [W.5.1d]

ELA-K-5

Grade 6	Grade 7	Grade 8	Grade 9 & Grade 10	Grade 11 & Grade 12
W.6.21. Write arguments to support claims with clear reasons and relevant evidence. [W.6.1] a. Introduce claim(s) and organize the reasons and evidence clearly. [W.6.1a] b. Support claim(s) with clear reasons and relevant evidence, using credible sources and demonstrating an understanding of the topic or text. [W.6.1b] c. Use words, phrases, and clauses to clarify the relationships among claim(s) and reasons. [W.6.1c] d. Establish and maintain a formal style. [W.6.1d] e. Provide a concluding statement or section that follows from the argument presented. [W.6.1e]	W.7.20. Write arguments to support claims with clear reasons & relevant evidence. [W.7.1] a. Introduce claim(s), acknowledge alternate or opposing claims, & organize the reasons & evidence logically. [W.7.1a] b. Support claim(s) with logical reasoning & relevant evidence, using accurate, credible sources & demonstrating an understanding of the topic or text. [W.7.1b] c. Use words, phrases, & clauses to create cohesion & clarify the relationships among claim(s), reasons, & evidence. [W.7.1c] d. Establish & maintain a formal style. [W.7.1d] e. Provide a concluding statement or section that follows from a& supports the argument presented [W.7.1e]	W.8.20. Write arguments to support claims with clear reasons & relevant evidence. [W.8.1] a. Introduce claim(s), acknowledge & distinguish the claim(s) from alternate or opposing claims, & organize the reasons & evidence logically. [W.8.1a] b. Support claim(s) with logical reasoning & relevant evidence, using accurate, credible sources & demonstrating an understanding of the topic or text. [W.8.1b] c. Use words, phrases, & clauses to create cohesion & clarify the relationships among claim(s), reasons, & evidence. [W.8.1c] d. Establish & maintain a formal style. [W.8.1d] e. Provide a concluding statement or section that follows from a& supports the argument presented. [W.8.1e]	W.9.20. & W.10.21. Write arguments to support claims in an analysis of substantive topics or texts, using valid reasoning & relevant & sufficient evidence. [W.9-10.1] a. Introduce precise claim(s), distinguish the claim(s) from alternate or opposing claims, & create an organization that establishes clear relationships among claim(s), counterclaims, reasons, & evidence. [W.9-10.1a] b. Develop claim(s) & counterclaims fairly, supplying evidence for each while pointing out the strengths & limitations of both in a manner that anticipates the audience's knowledge level & concerns. [W.9-10.1b] c. Use words, phrases, a& clauses to link the major sections of the text, create cohesion, & clarify the relationships between claim(s) & reasons, between reasons & counterclaims. [W.9-10.1c] d. Establish & maintain a formal style & objective tone while attending to the norms & conventions of the discipline in which they are writing. [W.9-10.1d] e. Provide a concluding statement or section that follows from & supports the argument presented. [W.9-10.1e]	W.11.19. & W.12.19. Write arguments to support claims in an analysis of substantive topics or texts, using valid reasoning & relevant & sufficient evidence. [W.11-12.1] a. Introduce precise, knowledgeable claim(s), establish the significance of the claim(s), distinguish the claim(s) from alternate or opposing claims, & create an organization that logically sequences claim(s), counterclaims, reasons, & evidence. [W.11-12.1a] b. Develop claim(s) & counterclaims fairly & thoroughly, supplying the most relevant evidence for each while pointing out the strengths & limitations of both in a manner that anticipates the audience's knowledge level, concerns, values, & possible biases. [W.11-12.1b] c. Use words, phrases, & clauses as well as varied syntax to link the major sections of the text, create cohesion, & clarify the relationships between claim(s) & reasons, between reasons & evidence, & between claim(s) & reasons. [W.11-12.1c] d. Establish & maintain a formal style & objective tone while attending to the norms and conventions of the discipline in which they are writing. [W.11-12.1d] e. Provide a concluding statement or section that follows from & supports the argument presented. [W.11-12.1e]

ELA-6-12

(Text Types and Purposes: CCR Anchor Standard 1 continued)

History/Social Studies/ Science/ Technical Subjects	Grades 6 - 8	Grades 9 - 10	Grades 11 - 12
	<p>1. Write arguments focused on <i>discipline-specific</i> content.</p> <ol style="list-style-type: none"> Introduce claim(s) about a topic or issue, acknowledge & distinguish the claim(s) from alternate or opposing claims, & organize the reasons & evidence logically. Support claim(s) with logical reasoning & relevant, accurate data & evidence that demonstrate an understanding of the topic or text, using credible sources. Use words, phrases, & clauses to create cohesion & clarify the relationships among claim(s). Establish & maintain a formal style. Provide a concluding statement or section that follows from & supports the argument presented. 	<p>1. Write arguments focuses on <i>discipline-specific</i> content.</p> <ol style="list-style-type: none"> Introduce precise claim(s); distinguish the claim(s) from alternate or opposing claims, & create an organization that establishes clear relationships among the claim(s), counterclaims, reasons, & evidence. Develop claim(s) & counterclaims fairly, supplying data & evidence for each while pointing out the strengths & limitations of both claim(s) & counterclaims in a discipline-appropriate form & in a manner that anticipates the audience's knowledge level & concerns. Use words, phrases, & clauses to link the major sections of the text, create cohesion, & clarify the relationships between claim(s) & reasons, between claim(s) & counterclaims. Establish & maintain a formal style & objective tone while attending to the norms & conventions of the discipline in which they are writing. Provide a concluding statement or section that follows from or supports the argument presented. 	<p>1. Write arguments focuses on <i>discipline-specific</i> content.</p> <ol style="list-style-type: none"> Introduce precise, knowledgeable claim(s), establish the significance of the claim(s), distinguish the claim(s) from alternate or opposing claims & create an organization that logically sequences the claim(s), counterclaims, reasons, & evidence. Develop claim(s) & counterclaims fairly & thoroughly, supplying the most relevant data & evidence for each while pointing out the strengths & limitations of both claim(s) & counterclaims in a discipline-appropriate form that anticipates the audience's knowledge level, concerns, values, & possible biases. Use words, phrases, & clauses as well as varied syntax to link the major sections of the text, create cohesion, & clarify the relationships between claim(s) & reasons, between reasons & evidence, & between claim(s) & counterclaims. Establish & maintain a formal style & objective tone while attending to the norms & conventions of the discipline in which they are writing. Provide a concluding statement or section that follows from or supports the argument presented.

Text Types and Purposes

CCR Anchor Standard 2.

"Write informative or explanatory texts to examine and convey complex ideas and information clearly and accurately through the effective selection, organization, and analysis of content."

Organization, and analysis of content.					
Grade K	Grade 1	Grade 2	Grade 3	Grade 4	Grade 5
W.K.25. Use a combination of drawing, dictating & writing to compose informative or explanatory texts in which they name what they are writing about & supply some information about the topic. [W.K.2]	W.1.25. Write informative or explanatory texts in which they name a topic, supply some facts about the topic, & provide some sense of closure. [W.1.2]	W.2.23. Write informative or explanatory texts in which they introduce a topic, use facts and definitions to develop points, & provide a concluding statement or section. [W.2.2]	W.3.23. Write informative or explanatory texts to examine a topic & convey ideas and information clearly. [W.3.2] a. Introduce a topic & group related information together; include illustrations when useful to aiding comprehension. [W.3.2a] b. Develop the topic with facts, definitions, & details. [W.3.2b] c. Use linking words & phrases (e.g., <i>also</i> , <i>another</i> , <i>and</i> , <i>more</i> , <i>but</i>) to connect ideas within categories of information. [W.3.2c] d. Provide a concluding statement or section [W.3.2d]	W.4.23. Write informative or explanatory texts to examine a topic & convey ideas and information clearly. [W.4.2] a. Introduce a topic clearly & group related information in paragraphs and sections; include formatting (e.g., headings), illustrations, & multimedia when useful to aiding comprehension. [W.4.2a] b. Develop the topic with facts, definitions, concrete details, quotations, or other information & examples related to the topic. [W.4.2b] c. Link ideas within categories of information using words & phrases (e.g., <i>another</i> , <i>for example</i> , <i>also</i> , <i>because</i>). [W.4.2c] d. Use precise language & domain-specific vocabulary to inform about or explain the topic. [W.4.2d] e. Provide a concluding statement or section related to the information or explanation presented. [W.4.2e]	W.5.23. Write informative or explanatory texts to examine a topic and convey ideas and information clearly. [W.5.2] a. Introduce a topic clearly, provide a general observation and focus, and group related information logically; include formatting (e.g., headings), illustrations, and multimedia when useful to aiding comprehension. [W.5.2a] b. Develop the topic with facts, definitions, concrete details, quotations, or other information and examples relates to the topic. [W.5.2b] c. Link ideas within and across categories of information using words, phrases, and clauses (e.g., <i>in contrast</i> , <i>especially</i>). [W.5.2c] d. Use precise language and domain-specific vocabulary to inform about or explain the topic. [W.5.2d] e. Provide a concluding statement or section related to the information or explanation presented. [W.5.2e]
ELA-5-12					
Grade 6	Grade 7	Grade 8	Grade 9 & Grade 10	Grade 11 & Grade 12	
W.6.22. Write informative or explanatory texts to examine a topic & convey ideas, concepts, and information through the selection, organization, & analysis of relevant content. [W.6.2] a. Introduce a topic; organize ideas, concepts, & information, using strategies such as definition, classification, comparison or contrast, and effect; include formatting (e.g., headings), graphics (e.g., charts, tables), & multimedia when useful to aiding comprehension. [W.6.2a] b. Develop the topic with relevant facts, definitions, concrete details, quotations, or other information & examples. [W.6.2b] c. Use appropriate transitions to clarify the relationships among ideas & concepts. [W.6.2c]	W.7.21. Write informative or explanatory texts to examine a topic concepts & information through the selection, organization, & analysis of relevant content. [W.7.2] a. Introduce a topic clearly, previewing what is to follow; organize ideas, concepts, & information using strategies such as definition, classification, comparison or contrast, & cause & effect; include formatting (e.g., headings), graphics (e.g., charts, tables), and multimedia when useful to aiding comprehension. [W.7.2a] b. Develop the topic with relevant facts, definitions, concrete details, quotations, or other information & examples. [W.7.2b] c. Use appropriate transitions to create cohesion & clarify the relationships among ideas & concepts. [W.7.2c]	W.7.21. Write informative or explanatory texts to examine a topic concepts & information through the selection, organization, & analysis of relevant content. [W.7.2] a. Introduce a topic clearly, previewing what is to follow; organize ideas, concepts, & information into broader categories; include formatting (e.g., headings), graphics (e.g., charts, tables), and multimedia when useful to aiding comprehension. [W.7.2a] b. Develop the topic with relevant well-chosen facts, definitions, concrete details, quotations, or other information & examples. [W.7.2b] c. Use appropriate transitions to create cohesion & clarify the relationships among ideas & concepts. [W.7.2c] d. Use precise language & domain-specific vocabulary to inform about	W.9.21. & W.10.22. Write informative or explanatory texts to examine & convey complex ideas, concepts, & information clearly & accurately through the effective selection, organization, & analysis of content. [W.9-10.2] a. Introduce a topic; organize complex ideas, concepts, & information to make important connections & distinctions; include formatting (e.g., headings), graphics (e.g., figures, tables), & multimedia when useful to aiding comprehension. [W.9-10.2a] b. Develop the topic with well-chosen, relevant, & sufficient facts, extended definitions, details, quotations, or other information & examples appropriate to the audience's knowledge of the topic. [W.9-10.2b] c. Use appropriate & varied transitions to link the major sections of the text, create cohesion, & clarify the relationships among complex ideas & concepts. [W.9-10.2c] d. Use precise language & domain-specific vocabulary to manage the complexity of the topic. [W.9-10.2d]	W.11.20. & W.12.20. Write information or explanatory texts to examine & convey complex ideas, concepts, & information clearly & accurately through the effective selection, organization, & analysis of content. [W.11-12.2] a. Introduce a topic; organize complex ideas, concepts, & information so that each new element builds on that which precedes it to create a unified whole; include formatting (e.g., headings), graphics (e.g., figures, tables), & multimedia when useful to aiding comprehension. [W.11-12.2a] b. Develop the topic thoroughly by selecting the most significant & relevant facts, extended definitions, concrete details, quotations, or other information & examples appropriate to the audience's knowledge of the topic. [W.11-12.2b] c. Use appropriate & varied transitions & syntax to link the major sections of the text, create cohesion, & clarify the relationships among complex ideas & concepts. [W.11-12.2c] d. Use precise language, domain-specific vocabulary, & techniques such as metaphor, simile, & analogy to manage the complexity of the topic. [W.11-12.2d]	

Alabama WRITING Anchor & Grade Level Standards for ELA, History/Social Studies, Science & Technical Subjects

d. Use precise language & domain-specific vocabulary to inform about or explain the topic. [W.6.2d] e. Establish & maintain a formal style. [W.6.2e] f. Provide a concluding statement or section that follows from the information or explanation presented. [W.6.2f]	d. Use precise language & domain-specific vocabulary to inform about or explain the topic. [W.7.2d] e. Establish & maintain a formal style. [W.7.2e] f. Provide a concluding statement or section that follows from & supports the information or explanation presented. [W.7.2f]	e. Explain the topic. [W.8.2d] e. Establish & maintain a formal style. [W.8.2e] f. Provide a concluding statement or section that follows from & supports the information or explanation presented. [W.8.2f]	e. Establish & maintain a formal style & objective tone while attending to the norms & conventions of the discipline in which they are writing. [W.9-10.2e] f. Provide a concluding statement or section that follows from & supports the information or explanation presented (e.g., articulating implications or the significance of the topic). [W.9-10.2f]	e. Establish & maintain a formal style & objective tone while attending to the norms & conventions of the discipline in which they are writing. [W.11-12.2e] f. Provide a concluding statement or section that follows from & supports the information or explanation presented (e.g., articulating implications or the significance of the topic). [W.11-12.2f]
--	---	--	---	---

History/Social Studies/ Science/Technical Subjects				
Grades 6 - 8		Grades 9 - 10		Grades 11 - 12
<p>2. Write informative/explanatory texts, including the narration of historical events, scientific procedures/experiments, or technical processes.</p> <p>a. Introduce a topic clearly, previewing what is to follow, organize ideas, concepts, & information into broader categories as appropriate to achieving purpose; include formatting (e.g., headings), graphics (e.g., charts, tables), & multimedia when useful to aiding comprehension.</p> <p>b. Develop the topic with relevant, well-chosen facts, definitions, concrete details, quotations, or other information & examples.</p> <p>c. Use appropriate & varied transitions to create cohesion & clarify the relationship s among ideas & concepts.</p> <p>d. Use precise language & domain-specific vocabulary to inform about or explain the topic.</p> <p>e. Establish & maintain a formal style & objective tone.</p> <p>f. Provide a concluding statement or section that follows from & supports the information or explanation presented.</p>		<p>2. Write informative/explanatory texts, including the narration of historical events, scientific procedures/experiments, or technical processes.</p> <p>a. Introduce a topic & organize ideas, concepts, & information to make important connections & distinctions; include formatting (e.g., headings), graphics (e.g., figures, tables), & multimedia when useful to aiding comprehension.</p> <p>b. Develop the topic with well-chosen, relevant, & sufficient facts, extended definitions, concrete details, quotations, or other information & examples appropriate to the audience's knowledge of the topic.</p> <p>c. Use varied transitions & sentence structures to link the major sections of the text, create cohesion, & clarify the relationships among ideas & concepts.</p> <p>d. Use precise language & domain-specific vocabulary to manage the complexity of the topic & convey a style appropriate to the discipline & context as well as to the expertise of likely readers.</p> <p>e. Establish & maintain a formal style & objective tone while attending to the norms & conventions of the discipline in which they are writing.</p> <p>f. Provide a concluding statement or section that follows from & supports the information or explanation presented (e.g., articulating implications or the significance of the topic).</p>		<p>2. Write informative/explanatory texts, including the narration of historical events, scientific procedures/experiments, or technical processes.</p> <p>a. Introduce a topic & organize complex ideas, concepts, & information so that each new element builds on that which precedes it to create a unified whole; include formatting (e.g., heading), graphics (e.g., figures, tables), and multimedia when useful to aiding comprehension.</p> <p>b. Develop the topic thoroughly by selecting the most significant and relevant facts, extended definitions, concrete details, quotations, or other information and examples appropriate to the audience's knowledge of the topic.</p> <p>c. Use varied transitions and sentence structures to link the major sections of the text, create cohesion, and clarify the relationships among complex ideas and concepts.</p> <p>d. Use precise language, domain-specific vocabulary and techniques such as metaphor, simile, and analogy to manage the complexity of the topic; convey a knowledgeable stance in a style that responds to the discipline and context as well as to the expertise of likely readers.</p> <p>e. Provide a concluding statement or section that follows from and support the information or explanation provided (e.g., articulating implications or the significance of the topic).</p>

Text Types and Purposes**CCR Anchor Standard 3. "Write narratives to develop real or imagined experiences or events using effective technique, well-chosen details, and well-structured event sequences."**

ELA K-5					
Grade K	Grade 1	Grade 2	Grade 3	Grade 4	Grade 5
W.K.26. Use a combination of drawing, dictating, and writing to narrate a single event or several loosely linked events, tell about the events in the order in which they occurred, and provide a reaction to what happened. [W.K.3]	W.1.26. Write narratives in which they recount two or more appropriately sequenced events include some details regarding what happened, use temporal words to signal event order, and provide some sense of closure. [W.1.3]	W.2.24. Write narratives in which they recount a well-elaborated event or short sequence of events, include details to describe actions, thoughts, and feelings, use temporal words to signal event order, and provide a sense of closure. [W.2.3]	W.3.24. Write narratives to develop real or imagined experiences or events using effective technique, descriptive details, and clear event sequences. [W.3.3] a. Establish a situation and introduce a narrator, characters, or both; organize an event sequence that unfolds naturally. [W.3.3a] b. Use dialogue and descriptions of actions, thoughts, and feelings to develop experiences and events or show the response of characters to situations. [W.3.3b] c. Use temporal words and phrases to signal event order. [W.3.3c] d. Provide a sense of closure. [W.3.3d]	W.4.24. Write narratives to develop real or imagined experiences or events using effective technique, descriptive details, and clear event sequences. [W.4.3] a. Orient the reader by establishing a situation and introducing a narrator, characters, or both; organize an event sequence that unfolds naturally. [W.4.3a] b. Use dialogue and description to develop experiences and events or show the responses of characters to situations. [W.4.3b] c. Use a variety of transitional words and phrases to manage the sequence of events. [W.4.3c] d. Use concrete words and phrases and sensory details to convey experiences and events precisely. [W.4.3d] e. Provide a conclusion that follows from the narrated experiences or events. [W.4.3e]	W.5.24. Write narratives to develop real or imagined experiences or events using effective technique, descriptive details, and clear event sequences. [W.5.3] a. Orient the reader by establishing a situation and introducing a narrator, characters, or both; organize an event sequence that unfolds naturally. [W.5.3a] b. Use narrative techniques, such as dialogue, description, and pacing, to develop experiences and events or show the responses of characters to situations. [W.5.3b] c. Use a variety of transitional words, phrases, and clauses to manage the sequence of events. [W.5.3c] d. Use concrete words and phrases and sensory details to convey experiences and events precisely. [W.5.3d] e. Provide a conclusion that follows from the narrated experiences or events. [W.5.3e]

Alabama WRITING Anchor & Grade Level Standards for ELA, History/Social Studies, Science & Technical Subjects

(Text Types and Purposes: CCR Anchor Standard 3 continues)

Grade 6	Grade 7	Grade 8	Grade 9 & Grade 10	Grade 11 & Grade 12
<p>W.6.23. Write narratives to develop real or imagined experiences or events using effective technique, relevant descriptive details, and well-structured event sequence. [W.6.3]</p> <p>a. Engage & orient the reader by establishing a context and introducing a narrator, characters, or both; organize an event sequence that unfolds naturally and logically. [W.6.3a]</p> <p>b. Use narrative techniques, such as dialogue, pacing, & description, to develop experiences, events, &/or characters. [W.6.3b]</p> <p>c. Use a variety of transition words, phrases, & clauses to convey sequence & signal shifts from one time frame or setting to another. [W.6.3c]</p> <p>d. Use precise words and phrases, relevant descriptive details, and sensory language to convey experiences and events. [W.6.3d]</p> <p>e. Provide a conclusion that follows from the narrated experiences or events. [W.6.3e]</p>	<p>W.7.22. Write narratives to develop real or imagined experiences or events using effective technique, relevant descriptive details, & well-structured event sequences. [W.7.3]</p> <p>a. Engage and orient the reader by establishing a context & point of view & introducing a narrator, characters, or both; organize an event sequence that unfolds naturally & logically. [W.7.3a]</p> <p>b. Use narrative techniques, such as dialogue, pacing, & description, to develop experiences, events, &/or characters. [W.7.3b]</p> <p>c. Use a variety of transition words, phrases, & clauses to convey sequence & signal shifts from one time frame or setting to another. [W.7.3c]</p> <p>d. Use precise words & phrases, relevant descriptive details, & sensory language to capture the action & convey experiences & events. [W.7.3d]</p> <p>e. Provide a conclusion that follows from & reflects on the narrated experiences or events. [W.7.3e]</p>	<p>W.8.22. Write narratives to develop real or imagined experiences or events using effective technique, relevant descriptive details, and well-structured event sequences. [W.8.3]</p> <p>a. Engage and orient the reader by establishing a context & point of view & introducing a narrator, characters, or both; organize an event sequence that unfolds naturally & logically. [W.8.3a]</p> <p>b. Use narrative techniques, such as dialogue, pacing, description, and reflection, to develop experiences, events, &/or characters. [W.8.3b]</p> <p>c. Use a variety of transition words, phrases, and clauses to convey sequence, signal shifts from one time frame or setting to another, and show the relationships among experiences & events. [W.8.3c]</p> <p>d. Use precise words & phrases, relevant descriptive details, & sensory language to capture the action & convey experiences & events. [W.8.3d]</p> <p>e. Provide a conclusion that follows from & reflects on the narrated experiences or events. [W.8.3e]</p>	<p>W.9-10.22. Write narratives to develop real or imagined experiences or events using effective techniques, well-chosen details, & well-structured event sequences. [W.9-10.3]</p> <p>a. Engage & orient the reader by setting out a problem, situation, or observation, establishing one or multiple point(s) of view, & introducing a narrator, characters, or both; create a smooth progression of experiences or events. [W.9-10.3a]</p> <p>b. Use narrative techniques, such as dialogue, pacing, description, reflection, & multiple plot lines, to develop experiences, events &/or characters. [W.9-10.3b]</p> <p>c. Use a variety of techniques to create a coherent whole & build toward a particular tone & outcome (e.g., a sense of mystery, suspense, growth, or resolution). [W.9-10.3c]</p> <p>d. Use precise words & phrases, telling details, & sensory language to convey a vivid picture of the experiences, events, setting, &/or characters. [W.9-10.3d]</p> <p>e. Provide a conclusion that follows from & reflects on what is experienced, observed, or resolved over the course of the narrative. [W.9-10.3e]</p>	<p>W.11.21. & W.12.21. Write narratives to develop real or imagined experiences or events using effective technique, well-chosen details, & well-structured event sequences. [W.11-12.3]</p> <p>a. Engage & orient the reader by setting out a problem, situation, or observation & its significance, establishing one or multiple point(s) of view, & introducing a narrator &/or characters; create a smooth progression of experiences or events. [W.11-12.3a]</p> <p>b. Use narrative techniques, such as dialogue, pacing, description, reflection, & multiple plot lines, to develop experiences, events, &/or characters. [W.11-12.3b]</p> <p>c. Use a variety of techniques to sequence events so that they build on one another to create a coherent whole & build toward a particular tone & outcome (e.g., a sense of mystery, suspense, growth, or resolution). [W.11-12.3c]</p> <p>d. Use precise words & phrases, telling details, & sensory language to convey a vivid picture of the experiences, events, setting &/or characters. [W.11-12.3d]</p> <p>e. Provide a conclusion that follows from & reflects on what is experienced, observed, or resolved over the course of the narrative. [W.11-12.3e]</p>

3. (See note; not applicable as a separate requirement)

3. (See note; not applicable as a separate requirement)

3. (See note; not applicable as a separate requirement)

Note: Students' narrative skills continue to grow in these grades. The Standards require that students be able to incorporate narrative elements effectively into arguments and informative/explanatory texts. In history/social studies, students must be able to incorporate narrative accounts into their analyses of individuals or events of historical import. In science and technical subjects, students must be able to write precise enough descriptions of the step-by-step procedures they use in their investigations or technical work so others can replicate them and (possibly) reach the same results.

Production and Distribution of Writing

CCR Anchor Standard 5. "Develop and strengthen writing as needed by planning, revising, editing, rewriting, or trying a new approach."

ELA K-5	Grade K	Grade 1	Grade 2	Grade 3	Grade 4	Grade 5
	W.K.27. With guidance and support from adults, respond to questions & suggestions from peers & add details to strengthen writing as needed. [W.K.5]	W.1.27. With guidance & support from adults, focus on a topic, respond to questions & suggestions from peers, & add details to strengthen writing as needed. [W.1.5]	W.2.25. With guidance & support from adults & peers, focus on a topic & strengthen writing as needed by revising and editing. [W.2.5]	With guidance & support from peers & adults, develop & strengthen writing as needed by planning, revising, & editing. (Editing for conventions should demonstrate command of the first three Language standards in Grades K-3) [W.3.5]	W.4.26. With guidance & support from peers & adults, develop & strengthen writing as needed by planning, revising, & editing. (Editing for conventions should demonstrate command of the first three Language standards in Grades K-4) [W.4.5]	W.5.26. With guidance & support from peers & adults, develop & strengthen writing as needed by planning, revising, editing, rewriting, or trying a new approach. (Editing for conventions should demonstrate command of the first three Language standards in Grades K-5). [W.5.5]
ELA 6-12	Grade 6	Grade 7	Grade 8	Grade 9	Grade 10	Grade 11
	W.6.24. With some guidance and support from peers & adults, develop & strengthen writing as needed by planning, revising, editing, rewriting, or trying a new approach. (Editing for conventions should demonstrate command of the first three Language standards in Grades K-6.) [W.6.5]	W.7.24. With some guidance & support from peers & adults, develop & strengthen writing as needed by planning, revising, editing, rewriting, or trying a new approach, focusing on how well purpose & audience have been addressed. (Editing for conventions should demonstrate command of the first three standards in the Language strand in Grades K-7.) [W.7.5]	W.8.24. With some guidance & support from peers & adults, develop & strengthen writing as needed by planning, revising, editing, rewriting, or trying a new approach, focusing on how well purpose & audience have been addressed. (Editing for conventions should demonstrate command of the first three standards in the Language strand in Grades K-8.) [W.8.5]	W.9.24. Develop & strengthen writing as needed by planning, revising, editing, rewriting, or trying a new approach, focusing on addressing what is most significant for a specific purpose & audience. (Editing for conventions should demonstrate command of the first three standards in the Language strand in Grades K-9.) [W.9-10.5]	W.10.25. Develop & strengthen writing as needed by planning, revising, editing, rewriting, or trying a new approach, focusing on addressing what is most significant for a specific purpose & audience. (Editing for conventions should demonstrate command of the first three standards in the Language strand in Grades K-10.) [W.9-10.5]	W.11.23. Develop & strengthen writing as needed by planning, revising, editing, rewriting, or trying a new approach, focusing on addressing what is most significant for a specific purpose & audience. (Editing for conventions should demonstrate command of the first three standards in the Language strand in Grades K-11.) [W.11-12.5]
History/ Social Studies / Science / Technical Subjects	Grades 6 - 8			Grades 9 - 10		Grades 11 - 12
	5. With some guidance and support from peers and adults, develop and strengthen writing as needed by planning, revising, editing, rewriting, or trying a new approach, focusing on how well purpose and audience have been addressed.			5. Develop and strengthen writing as needed by planning, revising, editing, rewriting, or trying a new approach, focusing on addressing what is most significant for a specific purpose and audience.		5. Develop and strengthen writing as needed by planning, revising, editing, rewriting, or trying a new approach, focusing on addressing what is most significant for a specific purpose and audience.

Production and Distribution of Writing

CCR Anchor Standard 6. "Use technology, including the Internet, to produce and publish writing and to interact and collaborate with others."

Grade K	Grade 1	Grade 2	Grade 3	Grade 4	Grade 5
W.K.28. With guidance and support from adults, explore a variety of digital tools to produce and publish writing, including in collaboration with peers. [W.K.6]	W.1.28. With guidance and support from adults, use a variety of digital tools to produce and publish writing, including in collaboration with peers. [W.1.6]	W.2.26. With guidance and support from adults, use a variety of digital tools to produce and publish writing, including in collaboration with peers. [W.2.6]	W.3.27. With guidance and support from adults, use technology to produce and publish writing (using keyboarding skills) as well as to interact and collaborate with others. [W.3.6]	W.4.27. With some guidance and support from adults, use technology, including the Internet, to produce and publish writing as well as to interact and collaborate with others; demonstrate sufficient command of keyboarding skills to type a minimum of one page in a single sitting. [W.4.6]	W.5.27. With some guidance and support from adults, use technology, including the Internet, to produce and publish writing as well as to interact and collaborate with others; demonstrate sufficient command of keyboarding skills to type a minimum of two pages in a single sitting. [W.5.6]

	Grade 6	Grade 7	Grade 8	Grade 9	Grade 10	Grade 11	Grade 12
ELA 6-12	W.6.26. Use technology, including the Internet, to produce and publish writing as well as to interact & collaborate with others; demonstrate sufficient command of keyboarding skills to type a minimum of three pages in a single sitting. [W.6.6]	W.7.25. Use technology, including the Internet, to produce & publish writing & link to & cite sources as well as to interact & collaborate with others, including linking to & citing sources. [W.7.6]	W.8.25. Use technology, including the Internet, to produce and publish writing & present the relationships between information & ideas efficiently as well as to interact & collaborate with others. [W.8.6]	W.9.25. Use technology, including the Internet, to produce, publish, & update individual or shared writing products, taking advantage of technology's capacity to link to other information & to display information flexibly & dynamically. [W.9-10.6]	W.10.26. Use technology, including the Internet, to produce, publish, & update individual or shared writing products, taking advantage of technology's capacity to link to other information & to display information flexibly & dynamically. [W.9-10.6]	W.11.24. Use technology, including the Internet, to produce, publish, * update individual or shared writing products in response to ongoing feedback, including new arguments or information. [W.11-12.6]	W.12.24. Use technology, including the Internet, to produce, publish, * update individual or shared writing products in response to ongoing feedback, including new arguments or information. [W.11-12.6]

History/ Social Studies / Science / Technical Subjects	Grades 6 - 8	Grades 9 - 10	Grades 11 - 12
	6. Use technology, including the Internet, to produce and publish writing and present the relationships between information and ideas clearly and efficiently.	6. Use technology, including the Internet, to produce, publish, and update individual or shared writing products, taking advantage of technology's capacity to link to other information and to display information flexibly and dynamically.	6. Use technology, including the Internet, to produce, publish, and update individual or shared writing products in response to ongoing feedback, including new arguments or information.

Research to Build and Present Knowledge**CCR Anchor Standard 7. "Conduct short as well as more sustained research projects based on focused questions, demonstrating understanding of the subject under investigation."**

	Grade K	Grade 1	Grade 2	Grade 3	Grade 4	Grade 5
ELA K-5	W.K.29. Participate in shared research and writing projects (e.g., explore a number of books by a favorite author and express opinions about them). [W.K.7]	W.1.29. Participate in shared research and writing projects (e.g., explore a number of "how-to" books on a given topic and use them to write a sequence of instruction). [W.1.7]	W.2.27. Participate in shared research and writing projects (e.g., read a number of books on a single topic to produce a report; record science observations). [W.2.7]	W.3.28. Recall information from experiences or gather information from print and digital sources; take brief notes on sources and sort evidence into provided categories. [W.3.7]	W.4.28. Conduct short research projects that build knowledge through investigation of different aspects of a topic. [W.4.7]	W.5.28. Conduct short research projects that use several sources to build knowledge through investigation of different aspects of a topic. [W.5.7]

	Grade 6	Grade 7	Grade 8	Grade 9	Grade 10	Grade 11	Grade 12
ELA 6-12	W.6.27 Conduct short research projects to answer a question, drawing on several sources & refocusing the inquiry when appropriate. [W.6.7]	W.7.26. Conduct short research projects to answer a question, drawing on several sources & generating additional related, focused questions for further research & investigation. [W.7.7]	W.8.26. Conduct short research projects to answer a question (including a self-generated question), drawing on several sources & generating additional related, focused questions that allow for multiple avenues of exploration. [W.8.7]	W.9.26. Conduct short as well as more sustained research projects to answer a question (including a self-generated question) or solve a problem; narrow or broaden the inquiry when appropriate; synthesize multiple sources on the subject, demonstrating understanding of the subject under investigation. [W.9-10.7]	W.10.27. Conduct short as well as more sustained research projects to answer a self-generated question) or solve a problem; narrow or broaden the inquiry when appropriate; synthesize multiple sources on the subject, demonstrating understanding of the subject under investigation. [W.9-10.7]	W.11.25. Conduct short as well as more sustained research projects to answer a question (including a self-generated question) or solve a problem; narrow or broaden the inquiry when appropriate; synthesize multiple sources on the subject, demonstrating understanding of the subject under investigation. [W.11-12.7]	W.11.25. Conduct short as well as more sustained research projects to answer a question, including a self-generated question, or solve a problem; narrow or broaden the inquiry when appropriate; synthesize multiple sources on the subject, demonstrating understanding of the subject under investigation. [W.11-12.7]

	Grades 6 - 8	Grades 9 - 10	Grades 11 - 12
Science / Technical Subjects / History/ Social Studies	7. Conduct short research projects to answer a question (including a self-generated question), drawing on several sources and generating additional related, focused questions that allow for multiple avenues of exploration.	7. Conduct short as well as more sustained research projects to answer a question (including a self-generated question) or solve a problem, narrow or broaden the inquiry when appropriate; synthesize multiple sources on the subject, demonstrating understanding of the subject under investigation.	7. Conduct short as well as more sustained research projects to answer a question (including a self-generated question) or solve a problem, narrow or broaden the inquiry when appropriate; synthesize multiple sources on the subject, demonstrating understanding of the subject under investigation.

Research to Build and Present Knowledge**CCR Anchor Standard 8. "Gather relevant information from multiple print and digital sources, assess the credibility and accuracy of each source, and integrate the information while avoiding plagiarism."**

	Grade K	Grade 1	Grade 2	Grade 3	Grade 4	Grade 5
ELA K-5	W.K.30. With guidance and support from adults, recall information from experiences or gather information from provided sources to answer a question. [W.K.8]	W.1.30. With guidance and support from adults, recall information from experiences or gather information from provided sources to answer a question. [W.1.8]	W.2.28. Recall information from experiences or gather information from provided sources to answer a question. [W.2.8]	W.3.29. Recall information from experiences or gather information from print and digital sources; take brief notes on sources and sort evidence into provided categories. [W.3.8]	W.4.29. Recall relevant information from experiences or gather relevant information from print and digital sources; take notes and categorize information, and provide a list of sources. [W.4.8]	W.5.29. Recall relevant information from experiences or gather relevant information from print and digital sources; summarize or paraphrase information in notes and finished work, and provide list of sources. [W.5.8]

	Grade 6	Grade 7	Grade 8	Grade 9	Grade 10	Grade 11	Grade 12
ELA 6-12	W.6.28. Gather relevant information from multiple print & digital sources; assess the credibility of each source; & quote or paraphrase the data & conclusions of others while avoiding plagiarism & providing basic bibliographic information for sources. [W.6.8]	W.7.27. Gather relevant information from multiple print & digital sources, using search terms effectively; assess the credibility & accuracy of each source; & quote or paraphrase the data & conclusions of others while avoiding plagiarism & following a standard format for citation. [W.7.8]	W.8.27. Gather relevant information from multiple print & digital sources, using search terms effectively; assess the credibility & accuracy of each source; & quote or paraphrase the data & conclusions of others while avoiding plagiarism & following a standard format for citation. [W.8.8]	W.9.27. Gather relevant information from multiple authoritative print & digital sources, using advanced searches effectively; assess the usefulness of each source in answering the research question; integrate information into the text selectively to maintain the flow of ideas, avoiding plagiarism & following a standard format for citation. [W.9-10.8]	W.10.28. Gather relevant information from multiple authoritative print & digital sources, using advanced searches effectively; assess the usefulness of each source in answering the research question; integrate information into the text selectively to maintain the flow of ideas, avoiding plagiarism & following a standard format for citation. [W.9-10.8]	W.11.26. Gather relevant information from multiple authoritative print & digital sources, using advanced searches effectively; assess the strengths & limitations of each source in terms of the task, purpose, & audience; integrate information into the text selectively to maintain the flow of ideas, avoiding plagiarism & overreliance on any one source & following a standard format for citation. [W.11-12.8]	W.12.26. Gather relevant information from multiple authoritative print & digital sources, using advanced searches effectively; assess the strengths & limitations of each source in terms of the task, purpose, & audience; integrate information into the text selectively to maintain the flow of ideas, avoiding plagiarism & overreliance on any one source & following a standard format for citation. [W.11-12.8]

	Grades 6 - 8	Grades 9 - 10	Grades 11 - 12
History/ Social Studies / Science / Technical Subjects	8. Gather relevant information from multiple print and digital sources, using search terms effectively; assess the credibility and accuracy of each source; and quote or paraphrase the data and conclusions of others while avoiding plagiarism and following a standard format for citation.	8. Gather relevant information from multiple authoritative print and digital sources, using advanced searches effectively; assess the usefulness of each source in answering the research question; integrate information into the text selectively to maintain the flow of ideas, avoiding plagiarism and following a standard format for citation.	8. Gather relevant information from multiple authoritative print and digital sources, using advanced searches effectively; assess the strengths and limitations of each source in terms of the specific task, purpose, and audience; integrate information into the text selectively to maintain the flow of ideas, avoiding plagiarism and overreliance on any one source and following a standard format for citation.

Research to Build and Present Knowledge

CCR Anchor Standard 9. "Draw evidence from literary or informational texts to support analysis, reflection, and research."

Grade K-5	Grade 5				
	Grade K	Grade 1	Grade 2	Grade 3	Grade 4
					<p>W.4.30. Draw evidence from literary or informational texts to support analysis, reflection, and research. [W.4.9]</p> <p>a. Apply <i>Grade 4 Reading Standards</i> to literature (e.g., Describe in-depth a character, setting, or event in a story or drama; drawing on specific details in the text (e.g., a character's thoughts, words, or actions)). [W.4.9a]</p> <p>b. Apply <i>Grade 4 Reading Standards</i> to informational texts (e.g., Explain how an author uses reasons and evidence to support particular points in a text). [W.4.9b]</p>
					<p>W.5.9. Draw evidence from literary or informational texts to support analysis, reflection, and research. [W.5.9]</p> <p>a. Apply <i>Grade 5 Reading standards</i> to literature (e.g., compare and contrast two or more characters, setting, or events in a story or a drama; drawing on specific details in text [e.g., how characters interact]). [W.5.9a]</p> <p>b. Apply <i>Grade 5 Reading Standards</i> to informational texts (e.g., Explain how an author uses reasons and evidence to support particular points in a text, identifying which reasons and evidence support which point[s]). [W.5.9b]</p>
ELA 6-12	Grade 11				
	Grade 6	Grade 7	Grade 8	Grade 9	Grade 10
	<p>W.6.29. Draw evidence from literary or informational texts to support analysis, reflection, & research. [W.6.9]</p> <p>a. Apply <i>Grade 6 Reading standards</i> to literature (e.g., Compare a & contrast texts in different forms or genres [e.g., stories & poems; historical novels & fantasy stories] in terms of their approaches to similar themes and topics). [W.6.9a]</p> <p>b. Apply <i>Grade 6 Reading standards</i> to literary nonfiction (e.g., Trace and evaluate the argument & specific claims in a text, assessing whether the reasoning is sound & the evidence is relevant & sufficient to support the claims). [W.6.9b]</p>	<p>W.7.28. Draw evidence from literary or informational texts to support analysis, reflection, & research. [W.7.9]</p> <p>a. Apply <i>Grade 7 Reading standards</i> to literature (e.g., Compare & contrast a fictional portrayal of a time, place or character & a historical account of the same period as a means of understanding how authors of fiction use or alter history). [W.7.9a]</p> <p>b. Apply <i>Grade 7 Reading standards</i> to literary nonfiction (e.g., Trace & evaluate the argument & specific claims in a text, assess whether the reasoning is sound & the evidence is relevant & sufficient to support the claims). [W.7.9b]</p>	<p>W.8.28. Draw evidence from literary or informational texts to support analysis, reflection, & research. [W.8.9]</p> <p>a. Apply <i>Grade 8 Reading standards</i> to literature (e.g., Analyze how a modern work of fiction draws on themes, patterns of events, or character types from myths, traditional stories, or religious works such as the Bible, including describing how the material is rendered new.) [W.8.9a]</p> <p>b. Apply <i>Grade 8 Reading standards</i> to literature (e.g., Delineate & evaluate the argument & specific claims in a text, assessing whether the reasoning is sound & the evidence is relevant & sufficient; recognize when irrelevant evidence is introduced). [W.8.9b]</p>	<p>W.9.28. Draw evidence from literary or informational text to support analysis, reflection, & research. [W.9.10.9]</p> <p>a. Apply <i>Grade 9 Reading standards</i> to literature (e.g., Analyze how an author draws on & transforms source material in a specific work [e.g., how Shakespeare treats a theme or topic from Ovid or the Bible or how a later author draws on a play by Shakespeare]). [W.9.10.9a]</p> <p>b. Apply <i>Grade 9 Reading standards</i> to literary nonfiction (e.g., Delineate & evaluate the argument & specific claims in a text, assessing whether the reasoning is valid & the evidence is relevant & sufficient; identify false statements & fallacious reasoning). [W.9.10.9b]</p>	<p>W.10.29. Draw evidence from literary or informational text to support analysis, reflection, & research. [W.9.10.9]</p> <p>a. Apply <i>Grade 10 Reading standards</i> to literature (e.g., Analyze how an author draws on & transforms source material in a specific work [e.g., how Shakespeare treats a theme or topic from Ovid or the Bible or how a later author draws on a play by Shakespeare]). [W.9.10.9a]</p> <p>b. Apply <i>Grade 10 Reading standards</i> to literary nonfiction (e.g., Delineate & evaluate the argument & specific claims in a text, assessing whether the reasoning is valid & the evidence is relevant & sufficient; identify false statements & fallacious reasoning). [W.9.10.9b]</p>
ELA 6-12	Grade 12				
	Grade 6	Grade 7	Grade 8	Grade 9	Grade 10
	<p>W.12.27. Draw evidence from literary or informational texts to support analysis, reflection, & research. [W.11-12.9]</p> <p>a. Apply <i>Grade 12 Reading Standards</i> to literature (e.g., Demonstrate knowledge of European literature with a concentration in British literature, including how two or more texts from the same period treat similar themes or topics).</p> <p>b. Apply <i>Grade 12 Reading standards</i> to literary nonfiction (e.g., Delineate & evaluate the reasoning in seminal United States texts, including the application of constitutional principles & use of legal reasoning [e.g., in United States Supreme Court Case majority opinions & dissents] and the premises, purposes, & arguments in works of public advocacy [e.g., <i>The Federalist</i>, presidential addresses]). [W.11-12.9b]</p>	<p>W.11.27. Draw evidence from literary or informational texts to support analysis, reflection, & research. [W.11-12.9]</p> <p>a. Apply <i>Grade 11 Reading Standards</i> to literature (e.g., Demonstrate knowledge of twentieth- & twenty-first century foundational works of American literature, including how two or more texts from the same period treat similar themes or topics).</p> <p>b. Apply <i>Grade 11 Reading standards</i> to literary nonfiction (e.g., Analyze seminal United States documents of historical & literary significance [e.g., Roosevelt's Four Freedoms speech, King's Letter from a Birmingham Jail]). [W.11-12.9b]</p>	<p>W.11.27. Draw evidence from literary or informational texts to support analysis, reflection, & research. [W.11-12.9]</p> <p>a. Apply <i>Grade 11 Reading Standards</i> to literature (e.g., Demonstrate knowledge of twentieth- & twenty-first century foundational works of American literature, including how two or more texts from the same period treat similar themes or topics).</p> <p>b. Apply <i>Grade 11 Reading standards</i> to literary nonfiction (e.g., Delineate & evaluate the argument & specific claims in a text, assessing whether the reasoning is valid & the evidence is relevant & sufficient; identify false statements & fallacious reasoning). [W.9.10.9b]</p>	<p>W.9.28. Draw evidence from literary or informational text to support analysis, reflection, & research. [W.9.10.9]</p> <p>a. Apply <i>Grade 9 Reading standards</i> to literature (e.g., Analyze how an author draws on & transforms source material in a specific work [e.g., how Shakespeare treats a theme or topic from Ovid or the Bible or how a later author draws on a play by Shakespeare]). [W.9.10.9a]</p> <p>b. Apply <i>Grade 9 Reading standards</i> to literary nonfiction (e.g., Delineate & evaluate the argument & specific claims in a text, assessing whether the reasoning is valid & the evidence is relevant & sufficient; identify false statements & fallacious reasoning). [W.9.10.9b]</p>	<p>W.10.29. Draw evidence from literary or informational text to support analysis, reflection, & research. [W.9.10.9]</p> <p>a. Apply <i>Grade 10 Reading standards</i> to literature (e.g., Analyze how an author draws on & transforms source material in a specific work [e.g., how Shakespeare treats a theme or topic from Ovid or the Bible or how a later author draws on a play by Shakespeare]). [W.9.10.9a]</p> <p>b. Apply <i>Grade 10 Reading standards</i> to literary nonfiction (e.g., Delineate & evaluate the argument & specific claims in a text, assessing whether the reasoning is valid & the evidence is relevant & sufficient; identify false statements & fallacious reasoning). [W.9.10.9b]</p>
History/Social Studies/Science/Technical Subjects	Grade 11 - 12				
	Grade 11 - 12				
	9. Draw evidence from information texts to support analysis, reflection, and research.				

Range of Writing

CCR Anchor Standard 10. *"Write routinely over extended time frames, including time for research, reflection, and revision, and shorter time frames such as a single sitting or a day or two for a range of tasks, purposes, and audiences."*

	Grade K	Grade 1	Grade 2	Grade 3	Grade 4	Grade 5
ELA K-5				W.3.30. Write routinely over extended time frames, including time for research, reflection, and revision, and shorter time frames such as a single sitting or a day or two for a range of discipline-specific tasks, purposes, and audiences. [W.3.10]	W.4.31. Write routinely over extended time frames, including time for research, reflection, and revision, and shorter time frames such as a single sitting or a day or two for a range of discipline-specific tasks, purposes, and audience. [W.4.10]	W.5.31. Write routinely over extended time frames, including time for research, reflection, and revision, and shorter time frames such as a single sitting or a day or two for a range of discipline-specific tasks, purposes, and audience. [W.5.10]

	Grade 6	Grade 7	Grade 8	Grade 9	Grade 10	Grade 11	Grade 12
ELA 6-12	W.6.30. Write routinely over extended time frames, including time for research, reflection, & revision, & shorter time frames such as a single sitting or a day or two for a range of discipline-specific tasks, purposes, & audiences. [W.6.10]	W.7.29. Write routinely over extended time frames, including time for research, reflection, & revision, & shorter time frames such as a single sitting or a day or two for a range of discipline-specific tasks, purposes, & audience. [W.7.10]	W.8.29. Write routinely over extended time frames, including time for research, reflection, & revision, & shorter time frames such as a single sitting or a day or two for a range of discipline-specific tasks, purposes, & audiences. [W.8.10]	W.9.29. Write routinely over extended time frames, including time for research, reflection, & revision, & shorter time frames such as a single sitting or a day or two for a range of tasks, purposes, & audiences. [W.9.10.10]	W.10.30. Write routinely over extended time frames, including time for research, reflection, & revision, & shorter time frames such as a single sitting or a day or two for a range of tasks, purposes, & audiences. [W.9-10.10]	W.11.28. Write routinely over extended time frames, including time for research, reflection, & revision, & shorter time frames such as a single sitting or a day or two for a range of tasks, purposes, & audiences. [W.11-12.10]	W.12.28. Write routinely over extended time frames, including time for research, reflection, & revision, & shorter time frames such as a single sitting or a day or two for a range of tasks, purposes, & audiences. [W.11-12.10]

	Grades 6 - 8	Grades 9-10	Grades 11-12
History/ Social Studies / Science / Technical Subjects	10. Write routinely over extended time frames (time for reflection and revision) and shorter time frames (a single sitting or a day or two) for range of discipline-specific tasks, purposes, and audiences.	10. Write routinely over extended time frames (time for reflection and revision) and shorter time frames (a single sitting or a day or two) for range of discipline-specific tasks, purposes, and audiences.	10. Write routinely over extended time frames (time for reflection and revision) and shorter time frames (a single sitting or a day or two) for range of discipline-specific tasks, purposes, and audiences.

Comprehension and Collaboration

CCR Anchor Standard 1. "Prepare for and participate effectively in a range of conversations and collaborations with diverse partners, building on others' ideas and expressing their own clearly and persuasively."

ELA-K-5					
Grade K	Grade 1	Grade 2	Grade 3	Grade 4	Grade 5
SL.1.31 Participate in collaborative conversations with diverse partners about <i>kindergarten</i> topics and texts with peers and adults in small and larger groups. [SL.K.1] a. Follow agreed-upon rules for discussions (e.g., listening to others with care, speaking one at a time about the topics and texts under discussion). [SL.1.1a] b. Build on others' talk in conversations by responding to the comments of others through multiple exchanges. [SL.1.1b] c. Ask questions to clear up any confusion about the topics and texts under discussion. [SL.1.1c]	SL.2.29 Participate in collaborative conversations with diverse partners about <i>grade 2 topics and texts</i> with peers and adults in small and larger groups. [SL.2.1] a. Follow agreed-upon rules for discussions (e.g., gaining the floor in respectful ways, listening to others with care, speaking one at a time about the topics and texts under discussion). [SL.2.1a] b. Build on others' talk in conversations by linking their comments to the remarks of others. [SL.2.1b] c. Ask for clarification and further explanation as needed about the topics and texts under discussion. [SL.2.1c]	SL.3.31 Engage effectively in a range of collaborative discussions (one-on-one, in groups, and teacher led) with diverse partners on <i>grade 3 topics and texts</i> , building on others' ideas and expressing their own clearly. [SL.3.1] a. Come to discussions prepared having read or studied required material; explicitly draw on that preparation and other information known about the topic to explore ideas under discussion. [SL.3.1a] b. Follow agreed-upon rules for discussions (e.g., gaining the floor in respectful ways, listening to others with care, speaking one at a time about the topics and texts under discussion). [SL.3.1b] c. Ask questions to check understanding of information presented, stay on topic, and link their comments to the remarks of others. [SL.3.1c] d. Explain their own ideas and understanding in light of the discussion. [SL.3.1d]	SL.4.2 Engage effectively in a range of collaborative discussions (one-on-one, in groups, and teacher-led) with diverse partners on <i>grade 4 topics and texts</i> , building on others' ideas and expressing their own clearly. [SL.4.1] a. Come to discussions prepared, having read or studied required material; explicitly draw on that preparation and other information known about the topic to explore ideas under discussion. [SL.4.1a] b. Follow agreed-upon rules for discussions and carry out assigned roles. [SL.4.1b] c. Pose and respond to specific questions to clarify or follow up on information, and make comments that contribute to the discussion and link to the remarks of others. [SL.4.1c] d. Review the key ideas expressed and explain their own ideas and understanding in light of the discussion. [SL.4.1d]	SL.5.32 Engage effectively in a range of collaborative discussions (one-on-one, in groups, and teacher-led) with diverse partners on <i>grade 5 topics and texts</i> , building on others' ideas and expressing their own clearly. [SL.5.1] a. Come to discussions prepared, having read or studied required material; explicitly draw on that preparation and other information known about the topic to explore ideas under discussion. [SL.5.1a] b. Follow agreed-upon rules for discussions and carry out assigned roles. [SL.5.1b] c. Pose and respond to specific questions by making comments that contribute to the discussion and elaborate on the remarks of others. [SL.5.1c] d. Review the key ideas expressed and draw conclusions in light of information and knowledge gained from the discussions. [SL.5.1d]	

Grade 6	Grade 7	Grade 8	Grades 9 – 10	Grades 11 – 12
<p>SL.6.31 Engage effectively in a range of collaborative discussions (one-on-one, in groups, and teacher-led) with diverse partners on <i>grade 6 topics, texts, and issues</i>, building on others' ideas and expressing their own clearly. [SL.6.1]</p> <p>a. Come to discussions prepared, having read or studied required material; explicitly draw on that preparation by referring to evidence on the topic, text, or issue to probe and reflect on ideas under</p>	<p>SL.7.30 Engage effectively in a range of collaborative discussions (one-on-one, in groups, and teacher-led) with diverse partners on <i>grade 7 topics, texts, and issues</i>, building on others' ideas and expressing their own clearly. [SL.7.1]</p> <p>a. Come to discussions prepared, having read or researched material under study; explicitly draw on that preparation by referring to evidence on the topic, text, or issue to probe and</p>	<p>SL.8.30 Engage effectively in a range of collaborative discussions (one-on-one, in groups, and teacher-led) with diverse partners on <i>grade 8 topics, texts, and issues</i>, building on others' ideas and expressing their own clearly. [SL.8.1]</p> <p>a. Come to discussions prepared, having read or researched material under study; explicitly draw on that preparation by referring to evidence on the topic, text, or issue to probe and</p>	<p>SL.9-10.30 Initiate and participate effectively in a range of collaborative discussions (one-on-one, in groups, and teacher-led) with diverse partners on <i>grade 9 topics, texts, and issues</i>, building on others' ideas and expressing their own clearly and persuasively. [SL.9-10.1]</p> <p>a. Come to discussions prepared, having read and researched material under study; explicitly draw on that</p>	<p>SL.11-12.29 Initiate and participate effectively in a range of collaborative discussions (one-on-one, in groups, and teacher-led) with diverse partners on <i>grade 11 topics, texts, and issues</i>, building on others' ideas and expressing their own clearly and persuasively. [SL.11-12.1]</p> <p>a. Come to discussions prepared, having read and researched material under study; explicitly draw on that preparation by referring to evidence</p>

Alabama SPEAKING AND LISTENING Anchor & Grade Level Standards for ELA

<p>discussion. [SL.6.1a]</p> <p>b. Follow rules for collegial discussions, set specific goals and deadlines, and define individual roles as needed. [SL.6.1b]</p> <p>c. Pose and respond to specific questions with elaboration and detail by making comments that contribute to the topic, text, or issue under discussion. [SL.6.1c]</p> <p>d. Review the key ideas expressed and demonstrate understanding of multiple perspectives through reflection and paraphrasing. [SL.6.1d]</p>	<p>reflect on ideas under discussion. [SL.7.1a]</p> <p>b. Follow rules for collegial discussions, track progress toward specific goals and deadlines, and define individual roles as needed. [SL.7.1b]</p> <p>c. Pose questions that elicit elaboration and respond to others' questions and comments with relevant observations and ideas that bring the discussion back on topic as needed. [SL.7.1c]</p> <p>d. Acknowledge new information expressed by others and, when warranted, modify their own views. [SL.7.1d]</p>	<p>reflect on ideas under discussion. [SL.8.1a]</p> <p>b. Follow rules for collegial discussions and decision-making, track progress toward specific goals and deadlines, and define individual roles as needed. [SL.8.1b]</p> <p>c. Pose questions that connect the ideas of several speakers and respond to others' questions and comments with relevant evidence, observations, and ideas. [SL.8.1c]</p> <p>d. Acknowledge new information expressed by others, and, when warranted, qualify or justify their own views in light of the evidence presented. [SL.8.1d]</p>	<p>preparation by referring to evidence from texts and other research on the topic or issue to stimulate a thoughtful, well-reasoned exchange of ideas. [SL.9-10.1a]</p> <p>b. Work with peers to set rules for collegial discussions and decision-making (e.g., informal consensus, taking votes on key issues, presentation of alternate views), clear goals and deadlines, and individual roles as needed. [SL.9-10.1b]</p> <p>c. Propel conversations by posing and responding to questions that relate the current discussion to broader themes or larger ideas; actively incorporate others into the discussion; and clarify, verify, or challenge ideas and conclusions. [SL.9-10.1c]</p> <p>d. Respond thoughtfully to diverse perspectives, summarize points of agreement and disagreement, and, when warranted, qualify or justify their own views and understanding and make new connections in light of the evidence and reasoning presented. [SL.9-10.1d]</p>	<p>from texts and other research on the topic or issue to stimulate a thoughtful, well-reasoned exchange of ideas. [SL.11-12.1a]</p> <p>b. Work with peers to promote civil, democratic discussions and decision-making, set clear goals and deadlines, and establish individual roles as needed. [SL.11-12.1b]</p> <p>c. Propel conversations by posing and responding to questions that probe reasoning and evidence; ensure a hearing for a full range of positions on a topic or issue; clarify, verify, or challenge ideas and conclusions; and promote divergent and creative perspectives. [SL.11-12.1c]</p> <p>d. Respond thoughtfully to diverse perspectives; synthesize comments, claims, and evidence made on all sides of an issue; resolve contradictions when possible; and determine what additional information or research is required to deepen the investigation or complete the task. [SL.11-12.1d]</p>
---	--	--	--	--

Comprehension and Collaboration**CCR Anchor Standard 2. "Integrate and evaluate information presented in diverse media and formats, including visually, quantitatively, and orally."**

	Grade K	Grade 1	Grade 2	Grade 3	Grade 4	Grade 5
ELA K-5	SL.K.32 Confirm understanding of a text read aloud or information presented orally or through other media by asking and answering questions about key details and requesting clarification if something is not understood. [SL.K.2]	SL.1.32 Ask and answer questions about key details in a text read aloud or information presented orally or through other media. [SL.1.2]	SL.2.30 Recount or describe key ideas or details from a text read aloud or information presented orally or through other media. [SL.2.2]	SL.3.32 Determine the main ideas and supporting details of a text read aloud or information presented in diverse media and formats, including visually, quantitatively, and orally. [SL.3.2]	SL.4.33 Paraphrase portions of a text read aloud or information presented in diverse media and formats, including visually, quantitatively, and orally. [SL.4.2]	SL.5.33 Summarize a written text read aloud or information presented in diverse media and formats, including visually, quantitatively, and orally. [SL.5.2]

	Grade 6	Grade 7	Grade 8	Grade 9-10	Grade 11-12
ELA 6-12	SL.6.32 Interpret information presented in diverse media and formats (e.g., visually, quantitatively, orally) and explain how it contributes to a topic, text, or issue under study. [SL.6.2]	SL.7.31 Analyze the main ideas and supporting details presented in diverse media and formats (e.g., visually, quantitatively, orally) and explain how the ideas clarify a topic, text, or issue under study. [SL.7.2]	SL.8.31 Analyze the purpose of information presented in diverse media and formats (e.g., visually, quantitatively, orally) and evaluate the motives (e.g., social, commercial, political) behind its presentation. [SL.8.2]	SL.9-10.31 Integrate multiple sources of information presented in diverse media or formats (e.g., visually, quantitatively, orally) in order to make informed decisions and solve problems, evaluating the credibility and accuracy of each source. [SL.9-10.2]	SL.11-12.30 Integrate multiple sources of information presented in diverse formats and media (e.g., visually, quantitatively, orally) in order to make informed decisions and solve problems, evaluating the credibility and accuracy of each source and noting any discrepancies among the data. [SL.11-12.2]

Comprehension and Collaboration

CCR Anchor Standard 3. *"Evaluate a speaker's point of view, reasoning, and use of evidence and rhetoric."*

	Grade K	Grade 1	Grade 2	Grade 3	Grade 4	Grade 5
ELA K-5	SL.K.33 Ask and answer questions in order to seek help, get information, or clarify something that is not understood. [SL.K.3]	SL.1.33 Ask and answer questions about what a speaker says in order to gather additional information or clarify something that is not understood. [SL.1.3]	SL.2.31 Ask and answer questions about what a speaker says in order to clarify comprehension, gather additional information, or deepen understanding of a topic or issue. [SL.2.3]	SL.3.33 Ask and answer questions about information from a speaker, offering appropriate elaboration and detail. [SL.3.3]	SL.4.34 Identify the reasons and evidence a speaker provides to support particular points. [SL.4.3]	SL.5.34 Summarize the points a speaker makes and explain how each claim is supported by reasons and evidence. [SL.5.3]

	Grade 6	Grade 7	Grade 8	Grade 9-10	Grade 11-12
ELA 6-12	SL.6.33 Delineate a speaker's argument and specific claims, distinguishing claims that are supported by reasons and evidence from claims that are not. [SL.6.3]	SL.7.32 Delineate a speaker's argument and specific claims, evaluating the soundness of the reasoning and the relevance and sufficiency of the evidence. [SL.7.3]	SL.8.32 Delineate a speaker's argument and specific claims, evaluating the soundness of the reasoning and relevance and sufficiency of the evidence and identifying when irrelevant evidence is introduced. [SL.8.3]	SL.9-10.32 Evaluate a speaker's point of view, reasoning, and use of evidence and rhetoric, identifying any fallacious reasoning or exaggerated or distorted evidence. [SL.9-10.3]	SL.11-12.31 Evaluate a speaker's point of view, reasoning, and use of evidence and rhetoric, assessing the stance, premises, links among ideas, word choice, points of emphasis, and tone used. [SL.11-12.3]

Presentation of Knowledge and Ideas

CCR Anchor Standard 4. *"Present information, findings, and supporting evidence such that listeners can follow the line of reasoning and the organization, development and style are appropriate to task, purpose, and audience."*

Grade K	Grade 1	Grade 2	Grade 3	Grade 4	Grade 5
SL.K.34 Describe familiar people, places, things, and events and, with prompting and support, provide additional detail. [SL.K.4]	SL.1.34 Describe people, places, things, and events with relevant details, expressing ideas and feelings clearly. [SL.1.4]	SL.2.32 Tell a story or recount an experience with appropriate facts and relevant, descriptive details, speaking audibly in coherent sentences. [SL.2.4]	SL.3.34 Report on a topic or text, tell a story, or recount an experience with appropriate facts and relevant, descriptive details, speaking clearly at an understandable pace. [SL.3.4]	SL.4.35 Report on a topic or text, tell a story, or recount an experience in an organized manner, using appropriate facts and relevant, descriptive details to support main ideas or themes; speak clearly at an understandable pace. [SL.4.4]	SL.5.35 Report on a topic or text or present an opinion, sequencing ideas logically and using appropriate facts and relevant, descriptive details to support main ideas or themes; speak clearly at an understandable pace. [SL.5.4]

Grade 6	Grade 7	Grade 8	Grade 9-10	Grade 11-12
SL.6.34 Present claims and findings, sequencing ideas logically and using pertinent descriptions, facts, and details to accentuate main ideas or themes; use appropriate eye contact, adequate volume, and clear pronunciation. [SL.6.4]	SL.7.33 Present claims and findings, emphasizing salient points in a focused, coherent manner with pertinent descriptions, facts, details, and examples; use appropriate eye contact, adequate volume, and clear pronunciation. [SL.7.4]	SL.8.33 Present claims and findings, emphasizing salient points in a focused, coherent manner with relevant evidence, sound valid reasoning, and well-chosen details; use appropriate eye contact, adequate volume, and clear pronunciation. [SL.8.4]	SL.9-10.33 Present information, findings, and supporting evidence clearly, concisely, and logically such that listeners can follow the line of reasoning and the organization, development, substance, and style are appropriate to purpose, audience, and task. [SL.9-10.4]	SL.11-12.32 Present information, findings, and supporting evidence, conveying a clear and distinct perspective, such that listeners can follow the line of reasoning, alternative or opposing perspectives are addressed, and the organization, development, substance, and style are appropriate to purpose, audience, and a range of formal and informal tasks. [SL.11-12.4]

Presentation of Knowledge and Ideas**CCR Anchor Standard 5. "Make strategic use of digital media and visual displays of data to express information and enhance understanding of presentations."**

ELA K-5	Grade K	Grade 1	Grade 2	Grade 3	Grade 4	Grade 5
	SL.K.35 Add drawings or other visual displays to descriptions as desired to provide additional detail. [SL.K.5]	SL.1.35 Add drawings or other visual displays to descriptions when appropriate to clarify ideas, thoughts, and feelings. [SL.1.5]	SL.2.33 Create audio recordings of stories or poems; add drawings or other visual displays to stories or recounts of experiences when appropriate to clarify ideas, thoughts, and feelings. [SL.2.5]	SL.3.35 Create engaging audio recordings of stories or poems that demonstrate fluid reading at an understandable pace; add visual displays when appropriate to emphasize or enhance certain facts or details. [SL.3.5]	SL.4.36 Add audio recordings and visual displays to presentations when appropriate to enhance the development of main ideas or themes. [SL.4.5]	SL.5.36 Include multimedia components (e.g., graphics, sound) and visual displays in presentations when appropriate to enhance the development of main ideas or themes. [SL.5.5]

ELA 6-12	Grade 6	Grade 7	Grade 8	Grade 9-10	Grade 11-12
	SL.6.34 Include multimedia components (e.g., graphics, images, music, sound) and visual displays in presentations to clarify information. [SL.6.5]	SL.7.34 Include multimedia components and visual displays in presentations to clarify claims and findings and emphasize salient points. [SL.7.5]	SL.8.34 Integrate multimedia and visual displays into presentations to clarify information, strengthen claims and evidence, and add interest. [SL.8.5]	SL.9-10.34 Make strategic use of digital media (e.g., textual, graphical, audio, visual, and interactive elements) in presentations to enhance understanding of findings, reasoning, and evidence and to add interest. [SL.9-10.5]	SL.11-12.33 Make strategic use of digital media (e.g., textual, graphical, audio, visual, and interactive elements) in presentations to enhance understanding of findings, reasoning, and evidence and to add interest. [SL.11-12.5]

Presentation of Knowledge and Ideas**CCR Anchor Standard 6. "Adapt speech to a variety of contexts and communicative tasks, demonstrating command of formal English when indicated or appropriate."**

ELA K-5	Grade K	Grade 1	Grade 2	Grade 3	Grade 4	Grade 5
	SL.K.36 Speak audibly and express thoughts, feelings, and ideas clearly. [SL.K.6]	SL.1.36 Produce complete sentences when appropriate to task and situation. (See Grade 1 Language standard 37 for specific expectations.) [SL.1.6]	SL.2.34 Produce complete sentences when appropriate to task and situation in order to provide requested detail or clarification. (See Grade 2 Language standards 35 and 37 for specific expectations.) [SL.2.6]	SL.3.36 Speak in complete sentences when appropriate to task and situation in order to provide requested detail or clarification. (See Grade 3 Language standards 37 and 39 for specific expectations.) [SL.3.6]	SL.4.37 Differentiate between contexts that call for formal English (e.g., presenting ideas) and situations where informal discourse is appropriate (e.g., small-group discussion); use formal English when appropriate to task and situation. (See Grade 4 Language standards 38 and 40 for specific expectations.) [SL.4.6]	SL.5.37 Adapt speech to a variety of contexts and tasks, using formal English when appropriate to task and situation. (See Grade 5 Language standards 38 and 40 for specific expectations.) [SL.5.6]

ELA 6-12	Grade 6	Grade 7	Grade 8	Grade 9-10	Grade 11-12
	SL.6.3 Adapt speech to a variety of contexts and tasks, demonstrating command of formal English when indicated or appropriate. (See Grade 6 Language standards 37 and 39 for specific expectations.) [SL.6.6]	SL.7.35 Adapt speech to a variety of contexts and tasks, demonstrating command of formal English when indicated or appropriate. (See Grade 7 Language standards 36 and 38 for specific expectations.) [SL.7.6]	SL.8.35 Adapt speech to a variety of contexts and tasks, demonstrating command of formal English when indicated or appropriate. (See Grade 8 Language standards 36 and 38 for specific expectations.) [SL.8.6]	SL.9-10.35 Adapt speech to a variety of contexts and tasks, demonstrating command of formal English when indicated or appropriate. (See Grade 9 Language standards 36 and 38 for specific expectations.) [SL.9-10.6]	SL.11-12.34 Adapt speech to a variety of contexts and tasks, demonstrating a command of formal English when indicated or appropriate. (See Grade 11 Language standards 35 and 37 for specific expectations.) [SL.11-12.6]

Conventions of Standard English

CCR Anchor Standard 1. "Demonstrate command of the conventions of Standard English grammar and usage when writing or speaking."



Skills and understandings that are particularly likely to require continued attention in higher grades as they are applied to increasingly sophisticated writing and speaking are marked with an asterisk ().*

Grade K	Grade 1	Grade 2	Grade 3	Grade 4	Grade 5
<p>L.K.37. Demonstrate command of the conventions of Standard English grammar and usage when writing or speaking. [L.K.1]</p> <p>a. Print many uppercase and lowercase letters. [L.K.1a]</p> <p>b. Use frequently occurring nouns and verbs. [L.K.1b]</p> <p>c. Form regular plural nouns orally by adding /s/ or /es/ (e.g., dog, dogs; wish, wishes). [L.K.1c]</p> <p>d. Understand and use question words (interrogatives) (e.g., who, what, where, when, why, how) [L.K.1d]</p> <p>e. Use the most frequently occurring prepositions (e.g., to, from, in, out, on, off, for, of, by, with). [L.K.1e]</p> <p>f. Produce and expand complete sentences in shared language activities. [L.K.1f]</p>	<p>L.1.37. Demonstrate command of the conventions of Standard English grammar and usage when writing or speaking. [L.1.1]</p> <p>a. Print all uppercase and lowercase letters. [L.1.1a]</p> <p>b. Use common, proper, and possessive nouns. [L.1.1b]</p> <p>c. Use singular and plural nouns with matching verbs in basic sentences (e.g., He hops; We hop.). [L.1.1c]</p> <p>d. Use personal, possessive, and indefinite pronouns (e.g., I, me, my, them, their, anyone, everything). [L.1.1d]</p> <p>e. Use verbs to convey a sense of past, present, and future (e.g., Yesterday I walked home; Today I walk home; Tomorrow I will walk home). [L.1.1e]</p> <p>f. Use frequently occurring adjectives. [L.1.1f]</p> <p>g. Use frequently occurring conjunctions (e.g., and, but, or so, because). [L.1.1g]</p> <p>h. Use determiners (e.g., articles, demonstratives). [L.1.1h]</p> <p>i. Use frequently occurring prepositions (e.g., during, beyond, toward). [L.1.1i]</p> <p>j. Produce and expand complete simple and compound declarative, interrogative, imperative, and exclamatory sentences in response to prompts. [L.1.1j]</p>	<p>L.2.35. Demonstrate command of the conventions of Standard English grammar and usage when writing or speaking. [L.2.1]</p> <p>a. Use collective nouns e.g., group). [L.2.1a]</p> <p>b. Form and use frequently occurring irregular plural nouns (e.g., feet, children, teeth, mice, fish). [L.2.1b]</p> <p>c. Use reflexive pronouns (e.g., myself, ourselves). [L.2.1c]</p> <p>d. Form and use the past tense of frequently occurring irregular verbs (e.g., sat, hid, told). [L.2.1d]</p> <p>e. Use adjectives and adverbs, and choose between them depending on what is to be modified. [L.2.1e]</p> <p>f. Produce, expand, and rearrange complete simple and compound sentences (e.g., The boy watched the movie; The little boy watched the movie; The action movie was watched by the little boy). [L.2.1f]</p>	<p>L.3.37. Demonstrate command of the conventions of Standard English grammar and usage when writing or speaking. [L.3.1]</p> <p>a. Explain the function of nouns, pronouns, verbs, adjectives, and adverbs in general and their functions in particular sentences. [L.3.1a]</p> <p>b. Form and use regular and irregular plural nouns. [L.3.1b]</p> <p>c. Use abstract nouns (e.g., childhood). [L.3.1c]</p> <p>d. Form and use regular and irregular verbs. [L.3.1d]</p> <p>e. Form and use the simple (e.g., I walked; I walk; I will walk) verb tenses. [L.3.1e]</p> <p>f. Ensure subject-verb and pronoun-antecedent agreement.* [L.3.1f]</p> <p>g. Form and use comparative and superlative adjectives and adverbs, and choose between them depending on what is to be modified. [L.3.1g]</p> <p>h. Use coordinating and subordinating conjunctions. [L.3.1h]</p> <p>i. Produce simple, compound, and complex sentences. [L.3.1i]</p>	<p>L.4.38. Demonstrate command of the conventions of Standard English grammar and usage when writing or speaking. [L.4.1]</p> <p>a. Use relative pronouns (who, whose, whom, which, that) and relative adverbs (where, when, why). [L.4.1a]</p> <p>b. Form and use the progressive (e.g., I was walking; I am walking; I will be walking) verb tenses. [L.4.1b]</p> <p>c. Use modal auxiliaries (e.g., can, may, must) to convey various conditions. [L.4.1c]</p> <p>d. Order adjectives within sentences according to conventional patterns (e.g., a small red bag rather than a red small bag). [L.4.1d]</p> <p>e. Form and use prepositional phrases. [L.4.1e]</p> <p>f. Produce complete sentences, recognizing and correcting inappropriate fragments and run-ons.* [L.4.1f]</p> <p>g. Correctly use frequently confused words (e.g., to, too, two; there, their).* [L.4.1g]</p>	<p>L.5.38. Demonstrate command of the conventions of Standard English grammar and usage when writing or speaking. [L.5.1]</p> <p>a. Explain the function of conjunctions, prepositions, and interjections in general and their function in particular sentences. [L.5.1a]</p> <p>b. Form and use the perfect (e.g., I had walked; I have walked; I will have walked) verb tenses. [L.5.1b]</p> <p>c. Use verb tense to convey various times, sequences, states, and conditions. [L.5.1c]</p> <p>d. Recognize and correct inappropriate shifts in verb tense.* [L.5.1d]</p> <p>e. Use correlative conjunctions (e.g., either/or, neither/nor). [L.5.1e]</p>

Alabama LANGUAGE Anchor & Grade Level Standards for ELA K-12

(Conventions of Standard English: CCR Anchor Standard 1 continued)

Grade 6	Grade 7	Grade 8	Grade 9	Grade 10	Grade 11	Grade 12
<p>L.6.37. Demonstrate command of the conventions of Standard English grammar and usage when writing or speaking. [L.6.1]</p> <p>a. Demonstrate knowledge of subject-verb agreement when interrupted by a prepositional phrase, with inverted word order, and with indefinite pronouns as subjects.</p> <p>b. Ensure that pronouns are in the proper case (subjective, objective, possessive). [L.6.1a]</p> <p>c. Use intensive pronouns (e.g., myself, ourselves). [L.6.1b]</p> <p>d. Recognize and correct inappropriate shifts in pronoun number and person.* [L.6.1c]</p> <p>e. Recognize and correct vague pronouns (i.e., ones with unclear or ambiguous antecedents).* [L.6.1d]</p> <p>f. Recognize variations from Standard English in their own and others' writing and speaking, and identify and use strategies to improve expression in conventional language.* [L.6.1e]</p>	<p>L.7.36. Demonstrate command of the conventions of Standard English grammar and usage when writing or speaking. [L.7.1]</p> <p>a. Demonstrate knowledge of subject-verb agreement when interrupted by a prepositional phrase, with inverted word order, with indefinite pronouns as subjects, compound subjects joined by correlative and coordinating conjunctions, and collective nouns when verb form depends on the rest of the sentence.</p> <p>b. Explain the function of phrases and clauses in general and their function in specific sentences. [L.7.1a]</p> <p>c. Choose among simple, compound, complex, and compound-complex sentences to signal differing relationships among ideas. [L.7.1b]</p> <p>d. Place phrases and clauses within a sentence, recognizing and correcting misplaced and dangling modifiers.* [L.7.1c]</p>	<p>L.8.36. Demonstrate command of the conventions of Standard English grammar and usage when writing or speaking. [L.8.1]</p> <p>a. Apply rules of subject-verb agreement when interrupted by a prepositional phrase, with inverted word order, with indefinite pronouns as subjects, compound subjects joined by correlative and coordinating conjunctions, and collective nouns when verb form depends on the rest of the sentence.</p> <p>b. Explain the function of verbals (gerunds, participles, infinitives) in general and their function in particular sentences. [L.8.1a]</p> <p>c. Form and use verbs in the active and passive voice. [L.8.1b]</p> <p>d. Form and use verbs in the indicative, imperative, interrogative, conditional, and subjunctive mood. [L.8.1c]</p> <p>e. Recognize and correct inappropriate shifts in verb voice and mood.* [L.8.1d]</p>	<p>L.9.36. Demonstrate command of the conventions of Standard English grammar and usage when writing or speaking. [L.9-10.1]</p> <p>a. Apply rules of subject-verb agreement when the subject has compound parts joined by or with the second element as singular or plural.</p> <p>b. Apply rules of subject-verb agreement with the subjunctive mood.</p> <p>c. Use parallel structure.* [L.9-10.1a]</p> <p>d. Use various types of phrases (noun, verb, adjectival, adverbial, participial, prepositional, absolute) and clauses (independent, dependent; noun, relative, adverbial) to convey specific meanings and add variety and interest to writing or presentations. [L.9-10.1b]</p>	<p>L.10.37. Demonstrate command of the conventions of Standard English grammar and usage when writing or speaking. [L.9-10.1]</p> <p>a. Use parallel structure.* [L.9-10.1a]</p> <p>b. Use various types of phrases (noun, verb, adjectival, adverbial, participial, prepositional, absolute) and clauses (independent, dependent; noun, relative, adverbial) to convey specific meanings and add variety and interest to writing or presentations. [L.9-10.1b]</p>	<p>L.11.35. Demonstrate command of the conventions of Standard English grammar and usage when writing or speaking. [L.11-12.1]</p> <p>a. Apply the understanding that usage is a matter of convention, can change over time, and is sometimes contested. [L.11-12.1a]</p> <p>b. Resolve issues of complex or contested usage, consulting references (e.g., <i>Merriam-Webster's Dictionary of English Usage</i>, <i>Garner's Modern American Usage</i>) as needed. [L.11-12.1b]</p>	<p>L.12.35. Demonstrate command of the conventions of Standard English grammar and usage when writing or speaking. [L.11-12.1]</p> <p>a. Apply the understanding that usage is a matter of convention, can change over time, and is sometimes contested. [L.11-12.1a]</p> <p>b. Resolve issues of complex or contested usage, consulting references (e.g., <i>Merriam-Webster's Dictionary of English Usage</i>, <i>Garner's Modern American Usage</i>) as needed. [L.11-12.1b]</p>

Grade 6	Grade 7	Grade 8	Grade 9	Grade 10	Grade 11	Grade 12
<p>L.6.38. Demonstrate command of the conventions of Standard English capitalization, punctuation, and spelling when writing. [L.6.2]</p> <p>a. Use punctuation (commas, parentheses, dashes) to set off nonrestrictive or parenthetical elements.* [L.6.2a]</p> <p>b. Spell correctly. [L.6.2b]</p>	<p>L.7.37. Demonstrate command of the conventions of Standard English capitalization, punctuation, and spelling when writing. [L.7.2]</p> <p>a. Use a comma to separate coordinate adjectives (e.g., It was a fascinating, enjoyable movie but not He wore an old [.] green shirt). [L.7.2a]</p> <p>b. Spell correctly. [L.7.2b]</p>	<p>L.8.37. Demonstrate command of the conventions of Standard English capitalization, punctuation, and spelling when writing. [L.8.2]</p> <p>a. Use punctuation (comma, ellipsis, dash) to indicate a pause or break. [L.8.2a]</p> <p>b. Use an ellipsis to indicate an omission. [L.8.2b]</p> <p>c. Spell correctly. [L.8.2c]</p>	<p>L.9.37. Demonstrate command of the conventions of Standard English capitalization, punctuation, and spelling when writing. [L.9-10.2]</p> <p>a. Use commas correctly with non-essential appositives. </p> <p>b. Use a semicolon (and perhaps a conjunctive adverb) to link two or more closely related independent clauses. [L.9-10.2a] c. Use a colon to introduce a list or quotation. [L.9-10.2b]</p> <p>d. Spell correctly. [L.9-10.2c]</p>	<p>L.10.38. Demonstrate command of the conventions of Standard English capitalization, punctuation, and spelling when writing. [L.9-10.2]</p> <p>a. Apply rules of subject-verb agreement when the subject is compound in form but singular in meaning and when the subject is plural in form but singular in meaning. </p> <p>b. Use a semicolon (and perhaps a conjunctive adverb) to link two or more closely related independent clauses. [L.9-10.2a]</p> <p>c. Use a colon to introduce a list or quotation. [L.9-10.2b]</p> <p>d. Spell correctly. [L.9-10.2c]</p>	<p>L.11.36. Demonstrate command of the conventions of Standard English capitalization, punctuation, and spelling when writing. [L.11-12.2]</p> <p>a. Observe hyphenation conventions. [L.11-12.2a]</p> <p>b. Spell correctly. [L.11-12.2b]</p>	<p>L.11.36. Demonstrate command of the conventions of Standard English capitalization, punctuation, and spelling when writing. [L.11-12.2]</p> <p>a. Observe hyphenation conventions. [L.11-12.2a]</p> <p>b. Spell correctly. [L.11-12.2b]</p>


Knowledge of Language**CCR Anchor Standard 3. "Apply knowledge of language to understand how language functions in different contexts, to make effective choices for meaning or style, and to comprehend more fully when reading or listening."**

Grade K	Grade 1	Grade 2	Grade 3	Grade 4	Grade 5
ELA K-5		L.2.37. Use knowledge of language and its conventions when writing, speaking, reading, or listening. [L.2.3] a. Compare formal and informal uses of English. [L.2.3a]	L.3.39. Use knowledge of language and its conventions when writing, speaking, reading, or listening. [L.3.3] a. Choose words and phrases for effect.* [L.3.3a] b. Recognize and observe differences between the conventions of spoken and written Standard English. [L.3.3b]	L.4.40. Use knowledge of language and its conventions when writing, speaking, reading, or listening. [L.4.3] a. Choose words and phrases to convey ideas precisely.* [L.4.3a] b. Choose punctuation for effect.* [L.4.3b] c. Differentiate between contexts that call for formal English (e.g., presenting ideas) and situations where informal discourse is appropriate (e.g., small-group discussion). [L.4.3c]	L.5.40. Use knowledge of language and its conventions when writing, speaking, reading, or listening. [L.5.3] a. Expand, combine, and reduce sentences for meaning, reader or listener interest, and style. [L.5.3a] b. Compare and contrast the varieties of English (e.g., dialects, registers) used in stories, dramas, or poems. [L.5.3b]

Grade 6	Grade 7	Grade 8	Grade 9	Grade 10	Grade 11	Grade 12
ELA 6-12	L.7.38. Use knowledge of language and its conventions when writing, speaking, reading, or listening. [L.7.3] a. Choose language that expresses ideas precisely and concisely, recognizing and eliminating wordiness and redundancy.* [L.7.3a]	L.8.38. Use knowledge of language and its conventions when writing, speaking, reading, or listening. [L.8.3] a. Use verbs in the active and passive voice and in the conditional and subjunctive mood to achieve particular effects (e.g., emphasizing the actor or the action; expressing uncertainty or describing a state contrary to fact). [L.8.3a]	L.9.38. Apply knowledge of language to understand how language functions in different contexts, to make effective choices for meaning or style, and to comprehend more fully when reading or listening. [L.9-10.3] a. Write and edit work so that it conforms to the guidelines in a style manual (e.g., Modern Language Association's <i>MLA Handbook</i> , Turabian's <i>A Manual for Writers</i>) appropriate for the discipline and writing type. [L.9-10.3a]	L.10.39. Apply knowledge of language to understand how language functions in different contexts, to make effective choices for meaning or style, and to comprehend more fully when reading or listening. [L.9-10.3] a. Write and edit work so that it conforms to the guidelines in a style manual (e.g., Modern Language Association's <i>MLA Handbook for Writers of Research Papers</i> , American Psychological Association's <i>Publication Manual of the American Psychological Association</i>) appropriate for the discipline and writing type. [L.9-10.3a]	L.11.37. Apply knowledge of language to understand how language functions in different contexts, to make effective choices for meaning or style, and to comprehend more fully when reading or listening. [L.11-12.3] a. Vary syntax for effect, consulting references (e.g., Tufte's <i>Artful Sentences: Syntax as Style</i>) for guidance as needed; apply an understanding of syntax to the study of complex texts when reading. [L.11-12.3a]	L.11.37. Apply knowledge of language to understand how language functions in different contexts, to make effective choices for meaning or style, and to comprehend more fully when reading or listening. [L.11-12.3] a. Vary syntax for effect, consulting references (e.g., Tufte's <i>Artful Sentences: Syntax as Style</i>) for guidance as needed; apply an understanding of syntax to the study of complex texts when reading. [L.11-12.3a]

Vocabulary Acquisition and Use

CCR Anchor Standard 4. "Determine or clarify the meaning of unknown and multiple-meaning words and phrases by using context clues, analyzing meaningful word parts, and consulting general and specialized reference materials, as appropriate."

ELA-K-5					
Grade K	Grade 1	Grade 2	Grade 3	Grade 4	Grade 5
L.K.39. Determine or clarify the meaning of unknown and multiple-meaning words & phrases based on <i>kindergarten reading & content</i> . [L.K.4] a. Identify new meanings for familiar words & apply them accurately (e.g., knowing <i>duck</i> is a bird & learning the verb to <i>duck</i>) [L.K.4a] b. Use the most frequently occurring inflections & affixes (e.g., -ed, -s, re-, un-, pre-, -ful, -less) as a clue to the meaning of an unknown word. [L.K.4b]	L.1.39. Determine or clarify the meaning of unknown & multiple-meaning words and phrases based on <i>Grade 1 reading & content</i> , choosing flexibly from an array of strategies. [L.1.4] a. Use sentence-level context as a clue to the meaning of a word or phrase. [L.1.4a] b. Use frequently occurring affixes as a clue to the meaning of a word [L.1.4b] c. Identify frequently occurring root words (e.g., look) & their inflectional forms (e.g., looks, looked, looking). [L.1.4c] d. Apply alphabetical order to the first letter of words to access information. 	L.2.38. Determine or clarify the meaning of unknown & multiple-meaning words and phrases based on <i>Grade 2 reading and content</i> , choosing flexibly from an array of strategies. [L.2.4] a. Use sentence-level context as a clue to the meaning of a word or phrase. [L.2.41] b. Determine the meaning of the new word formed when a known prefix is added to a known word (e.g., happy/unhappy, tell/retell). [L.2.4b] c. Use a known root word as a clue to the meaning of an unknown word with the same root (e.g., addition, additional). [L.2.4c] d. Use knowledge of the meaning of individual words to predict the meaning of compound words (e.g., <i>birdhouse, lighthouse, housefly; bookshelf, notebook, bookmark</i>). [L.2.4d] e. Uses glossaries and beginning dictionaries, both print and digital, to determine or clarify the meaning of words and phrases. [L.2.4e]	L.3.40. Determine or clarify the meaning of unknown and multiple-meaning words and phrases based on <i>Grade 3 reading and content</i> , choosing flexibly from a range of strategies. [L.3.4] a. Use sentence-level context as a clue to the meaning of a word or phrase. [L.3.4a] b. Determine the meaning of the new word formed when a known affix is added to a known word (e.g., agreeable/disagreeable, comfortable/uncomfortable, care/careless, heat/preheat). [L.3.4b] c. Use a known root word as a clue to the meaning of an unknown word with the same root (e.g., company, companion). [L.3.4c] d. Use glossaries or beginning dictionaries, both print and digital, to determine or clarify the precise meaning of key words and phrases. [L.3.4d]	L.4.41. Determine or clarify the meaning of unknown and multiple-meaning words and phrases based on <i>Grade 4 reading and content</i> , choosing flexibly from a range of strategies. [L.4.4] a. Use context (e.g., definitions, examples, or restatements in text) as a clue to the meaning of a word or phrase. [L.4.4a] b. Use common, grade-appropriate Greek and Latin affixes and roots as clues to the meaning of a word (e.g., telegraph, photograph, autograph). [L.4.4b] c. Consult reference materials (e.g., dictionaries, glossaries, thesauruses), both print and digital, to find the pronunciation and determine or clarify the precise meaning of key words and phrases. [L.4.4c]	L.5.41. Determine or clarify the meaning of unknown and multiple-meaning words and phrases based on <i>Grade 5 reading and content</i> , choosing flexibly from a range of strategies. [L.5.4] a. Use context (e.g., cause/effect relationships and comparisons in text) as a clue to the meaning of a word or phrase. [L.5.4a] b. Use common, grade-appropriate Greek and Latin affixes and roots as clues to the meaning of a word (e.g., photograph, photosynthesis). [L.5.4b] c. Consult reference materials (e.g., dictionaries, glossaries, thesauruses), both print and digital, to find the pronunciation and determine or clarify the precise meaning of key words and phrases. [L.5.4c]

ELA-6-12					
Grade 6	Grade 7	Grade 8	Grade 9	Grade 10	Grade 11
L.6.40. Determine or clarify the meaning of unknown and multiple-meaning words and phrases based on <i>Grade 6 reading and content</i> , choosing flexibly from a range of strategies. [L.6.4] a. Use context (e.g., the overall meaning of a sentence or paragraph; a word's position or function	L.7.39. Determine or clarify the meaning of unknown and multiple-meaning words and phrases based on <i>Grade 7 reading and content</i> , choosing flexibly from a range of strategies. [L.7.4] a. Use context (e.g., the overall meaning of a sentence or paragraph; a word's position or function	L.8.39. Determine or clarify the meaning of unknown and multiple-meaning words or phrases based on <i>Grade 8 reading and content</i> , choosing flexibly from a range of strategies. [L.8.4] a. Use context (e.g., the overall meaning of a sentence or paragraph; a word's position or function	L.9.39. Determine or clarify the meaning of unknown and multiple-meaning words and phrases based on <i>Grade 9 reading and content</i> , choosing flexibly from a range of strategies. [L.9-10.4] a. Use context (e.g., the overall meaning of a sentence, paragraph, or text; a word's position or	L.10.40. Determine or clarify the meaning of unknown and multiple-meaning words and phrases based on <i>Grade 10 reading and content</i> , choosing flexibly from a range of strategies. [L.9-10.4] a. Use context (e.g., the overall meaning of a sentence, paragraph, or	L.11.38. Determine or clarify the meaning of unknown and multiple-meaning words and phrases based on <i>Grade 11 reading and content</i> , choosing flexibly from a range of strategies. [L.11-12.4] a. Use context (e.g., the overall meaning of a sentence, paragraph, or
Grade 12					
L.11.38. Determine or clarify the meaning of unknown and multiple-meaning words and phrases based on <i>Grade 12 reading and content</i> , choosing flexibly from a range of strategies. [L.11-12.4] a. Use context (e.g., the overall meaning of a sentence, paragraph, or					

Alabama LANGUAGE Anchor & Grade Level Standards for ELA K-12

<p>in a sentence) as a clue to the meaning of a word or phrase. [L.6.4a]</p> <p>b. Use common, grade-appropriate Greek or Latin affixes and roots as clues to the meaning of a word (e.g., audience, auditory, audible). [L.6.4b]</p> <p>c. Consult reference materials (e.g., dictionaries, glossaries, thesauruses), both print and digital, to find the pronunciation of a word or determine or clarify its precise meaning or its part of speech. [L.6.4c]</p> <p>d. Verify the preliminary determination of the meaning of a word or phrase (e.g., by checking the inferred meaning in context or in a dictionary). [L.6.4d]</p>	<p>in a sentence) as a clue to the meaning of a word or phrase. [L.7.4a]</p> <p>b. Use common, grade-appropriate Greek or Latin affixes and roots as clues to the meaning of a word (e.g., belligerent, bellicose, rebel). [L.7.4b]</p> <p>c. Consult general and specialized reference materials (e.g., dictionaries, glossaries, thesauruses), both print and digital, to find the pronunciation of a word or determine or clarify its precise meaning or its part of speech. [L.7.4c]</p> <p>d. Verify the preliminary determination of the meaning of a word or phrase (e.g., by checking the inferred meaning in context or in a dictionary). [L.7.4d]</p>	<p>in a sentence) as a clue to the meaning of a word or phrase. [L.8.4a]</p> <p>b. Use common, grade-appropriate Greek or Latin affixes and roots as clues to the meaning of a word (e.g., precede, recede, secede). [L.8.4b]</p> <p>c. Consult general and specialized reference materials (e.g., dictionaries, glossaries, thesauruses), both print and digital, to find the pronunciation of a word or determine or clarify its precise meaning or its part of speech. [L.8.4c]</p> <p>d. Verify the preliminary determination of the meaning of a word or phrase (e.g., by checking the inferred meaning in context or in a dictionary). [L.8.4d]</p>	<p>function in a sentence) as a clue to the meaning of a word or phrase. [L.9-10.4a]</p> <p>b. Identify and correctly use patterns of word changes that indicate different meanings or parts of speech (e.g., analyze, analysis, analytical; advocate, advocacy). [L.9-10.4b]</p> <p>c. Consult general and specialized reference materials (e.g., dictionaries, glossaries, thesauruses), both print and digital, to find the pronunciation of a word or determine or clarify its precise meaning, its part of speech, or its etymology. [L.9-10.4c]</p> <p>d. Verify the preliminary determination of the meaning of a word or phrase (e.g., by checking the inferred meaning in context or in a dictionary). [L.9-10.4d]</p>	<p>text; a word's position or function in a sentence) as a clue to the meaning of a word or phrase. [L.11-12.4a]</p> <p>b. Identify and correctly use patterns of word changes that indicate different meanings or parts of speech (e.g., conceive, conception, conceivable). [L.11-12.4b]</p> <p>c. Consult general and specialized reference materials (e.g., dictionaries, glossaries, thesauruses), both print and digital, to find the pronunciation of a word or determine or clarify its precise meaning, its part of speech, its etymology, or its standard usage. [L.11-12.4c]</p> <p>d. Verify the preliminary determination of the meaning of a word or phrase (e.g., by checking the inferred meaning in context or in a dictionary). [L.11-12.4d]</p>	<p>text; a word's position or function in a sentence) as a clue to the meaning of a word or phrase. [L.11-12.4a]</p> <p>b. Identify and correctly use patterns of word changes that indicate different meanings or parts of speech (e.g., conceive, conception, conceivable). [L.11-12.4b]</p> <p>c. Consult general and specialized reference materials (e.g., dictionaries, glossaries, thesauruses), both print and digital, to find the pronunciation of a word or determine or clarify its precise meaning, its part of speech, its etymology, or its standard usage. [L.11-12.4c]</p> <p>d. Verify the preliminary determination of the meaning of a word or phrase (e.g., by checking the inferred meaning in context or in a dictionary). [L.11-12.4d]</p>	<p>text; a word's position or function in a sentence) as a clue to the meaning of a word or phrase. [L.11-12.4a]</p> <p>b. Identify and correctly use patterns of word changes that indicate different meanings or parts of speech (e.g., conceive, conception, conceivable). [L.11-12.4b]</p> <p>c. Consult general and specialized reference materials (e.g., dictionaries, glossaries, thesauruses), both print and digital, to find the pronunciation of a word or determine or clarify its precise meaning, its part of speech, its etymology, or its standard usage. [L.11-12.4c]</p> <p>d. Verify the preliminary determination of the meaning of a word or phrase (e.g., by checking the inferred meaning in context or in a dictionary). [L.11-12.4d]</p>
---	---	---	---	--	--	--

Vocabulary Acquisition and Use

CCR Anchor Standard 5. "Demonstrate understanding of figurative language, word relationships, and nuances in word meanings."

Grade K	Grade 1	Grade 2	Grade 3	Grade 4	Grade 5
L. K. 40. With guidance and support from adults, explore word relationships and nuances in word meanings. [L. K. 5] a. Sort common objects into categories (e.g., shapes, foods) to gain a sense of the concepts the categories represent. [L. K. 5a] b. Demonstrate understanding of frequently occurring verbs and adjectives by relating them to their opposites (antonyms). [L. K. 5b] c. Identify real-life connections between words and their use (e.g., note places at school that are <i>colorful</i>). [L. k. 5c] d. Distinguish shades of meaning among verbs describing the same general action (e.g., <i>walk, march, strut, prance</i>) by acting out the meanings. [L. K. 5d]	L. 1. 40. With guidance and support from adults, demonstrate understand of word relationships and nuances in word meanings. [L. 1. 5] a. Sort words into categories (e.g., colors, clothing) to gain a sense of the concepts the categories represent. [L. 1. 5a] b. Define words by category and by one or more key attributes (e.g., a <i>duck</i> is a bird that swims; a <i>tiger</i> is a large cat with stripes). [L. 1. 5b] c. Identify real-life connections between words and their use (e.g., note places at home that are <i>cozy</i> .) [L. 1. 5c] d. Distinguish shades of meaning among verbs differing in manner (e.g., <i>look, peek, glance, stare, glare, scowl</i>) and adjectives differing in intensity (e.g., <i>large, gigantic</i>) by defining or choosing them or by acting out the meanings. [L. 1. 5d]	L. 2. 39. Demonstrate understanding of word relationships and nuances in word meanings. [L. 2. 5] a. Identify real-life connections between words and their use (e.g., describe foods that are <i>spicy</i> or <i>juicy</i>). [L. 2. 5a] b. Distinguish shades of meaning among closely related verbs (e.g., <i>toss, throw, hurt</i>) and closely related adjectives (e.g., <i>thin, slender, skinny, scrawny</i>). [L. 2. 5b]	L. 3. 41. Demonstrate understanding of word relationships and nuances in word meanings. [L. 3. 5] a. Distinguish the literal and nonliteral meanings of words and phrases in context (e.g., take steps). [L. 3. 5a] b. Identify real-life connections between words and their use (e.g., describe people who are friendly or helpful). [L. 3. 5b] c. Distinguish shades of meaning among related words that describe states of mind or degrees of certainty (e.g., <i>knew, believed, suspected, heard, wondered</i>). [L. 3. 5c]	L. 4. 42. Demonstrate understanding of figurative language, word relationships, and nuances in word meanings. [L. 4. 5] a. Explain the meaning of simple similes and metaphors (e.g., as pretty as a picture) in context. [L. 4. 5a] b. Recognize and explain the meaning of common idioms, adages, and proverbs. [L. 4. 5b] c. Demonstrate understanding of words by relating them to their opposites (antonyms) and to words with similar but not identical meanings (synonyms). [L. 4. 5c]	L. 5. 42. Demonstrate understanding of figurative language, word relationships, and nuances in word meanings. [L. 5. 5] a. Interpret figurative language, including similes and metaphors, in context. [L. 5. 5a] b. Recognize and explain the meaning of common idioms, adages, and proverbs. [L. 5. 5b] c. Use the relationship between particular words (e.g., synonyms, antonyms, homographs) to better understand each of the words. [L. 5. 5c]

Grade 6	Grade 7	Grade 8	Grade 9	Grade 10	Grade 11	Grade 12
<p>L.6.41. Demonstrate understanding of figurative language, word relationships, and nuances in word meanings. [L.6.41]</p> <p>a. Interpret figures of speech (e.g., personification) in context. [L.6.41]</p> <p>b. Use the relationship between particular words (e.g., cause/effect, part/whole, item/category) to better understand each of the words. [L.6.41]</p> <p>c. Distinguish among the connotations (associations) of words with similar denotations (definitions) (e.g., stingy, scrimping, economical, unwholesome, thrifty). [L.6.41]</p>	<p>L.7.40. Demonstrate understanding of figurative language, word relationships, and nuances in word meanings. [L.7.40]</p> <p>a. Interpret figures of speech (e.g., literary, biblical, and mythological allusions) in context. [L.7.40]</p> <p>b. Use the relationship between particular words (e.g., synonym/antonym, analogy) to better understand each of the words. [L.7.40]</p> <p>c. Distinguish among the connotations (associations) of words with similar denotations (definitions) (e.g., refined, respectful, polite, diplomatic, condescending). [L.7.40]</p>	<p>L.8.40. Demonstrate understanding of figurative language, word relationships, and nuances in word meanings. [L.8.40]</p> <p>a. Interpret figures of speech (e.g., verbal irony, puns) in context. [L.8.40]</p> <p>b. Use the relationship between particular words to better understand each of the words. [L.8.40]</p> <p>c. Distinguish among the connotations (associations) of words with similar denotations (definitions) (e.g., bullheaded, willful, firm, persistent, resolute). [L.8.40]</p>	<p>L.9.40. Demonstrate understanding of figurative language, word relationships, and nuances in word meanings. [L.9.40]</p> <p>a. Interpret figures of speech (e.g., euphemism, oxymoron) in context and analyze their role in the text. [L.9.40]</p> <p>b. Analyze nuances in the meaning of words with similar denotations. [L.9.40]</p>	<p>L.10.41. Demonstrate understanding of figurative language, word relationships, and nuances in word meanings. [L.10.41]</p> <p>a. Interpret figures of speech (e.g., euphemism, oxymoron) in context and analyze their role in the text. [L.10.41]</p> <p>b. Analyze nuances in the meaning of words with similar denotations. [L.10.41]</p>	<p>L.11.39. Demonstrate understanding of figurative language, word relationships, and nuances in word meanings. [L.11.39]</p> <p>a. Interpret figures of speech (e.g., hyperbole, paradox) in context and analyze their role in the text. [L.11.39]</p> <p>b. Analyze nuances in the meaning of words with similar denotations. [L.11.39]</p>	<p>L.11.39. Demonstrate understanding of figurative language, word relationships, and nuances in word meanings. [L.11.39]</p> <p>a. Interpret figures of speech (e.g., hyperbole, paradox) in context and analyze their role in the text. [L.11.39]</p> <p>b. Analyze nuances in the meaning of words with similar denotations. [L.11.39]</p>

ELA-6-12						
Grade 6	Grade 7	Grade 8	Grade 9	Grade 10	Grade 11	Grade 12
L.6.42. Acquire and use accurately grade-appropriate general academic and domain-specific words and phrases; gather vocabulary knowledge when considering a word or phrase important to comprehension or expression. [L.6.6]	L.7.41. Acquire and use accurately grade-appropriate general academic and domain-specific words and phrases; gather vocabulary knowledge when considering a word or phrase important to comprehension or expression. [L.7.6]	L.8.41. Acquire and use accurately grade-appropriate general academic and domain-specific words and phrases; gather vocabulary knowledge when considering a word or phrase important to comprehension or expression. [L.8.6]	L.9.41. Acquire and use accurately general academic and domain-specific words and phrases, sufficient for reading, writing, speaking, and listening at the college and career readiness level; demonstrate independence in gathering vocabulary knowledge when considering a word or phrase important to comprehension or expression. [L.9-10.6]	L.10.42. Acquire and use accurately general academic and domain-specific words and phrases, sufficient for reading, writing, speaking, and listening at the college and career readiness level; demonstrate independence in gathering vocabulary knowledge when considering a word or phrase important to comprehension or expression. [L.9-10.6]	L.11.40. Acquire and use accurately general academic and domain-specific words and phrases, sufficient for reading, writing, speaking, and listening at the college and career readiness level; demonstrate independence in gathering vocabulary knowledge when considering a word or phrase important to comprehension or expression. [L.11-12.6]	L.11.40. Acquire and use accurately general academic and domain-specific words and phrases, sufficient for reading, writing, speaking, and listening at the college and career readiness level; demonstrate independence in gathering vocabulary knowledge when considering a word or phrase important to comprehension or expression. [L.11-12.6]